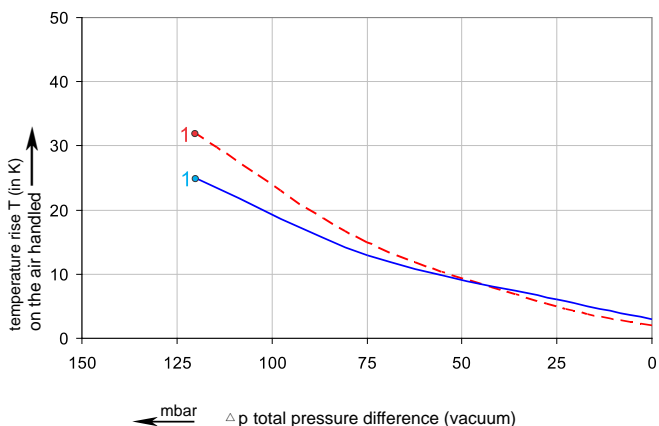
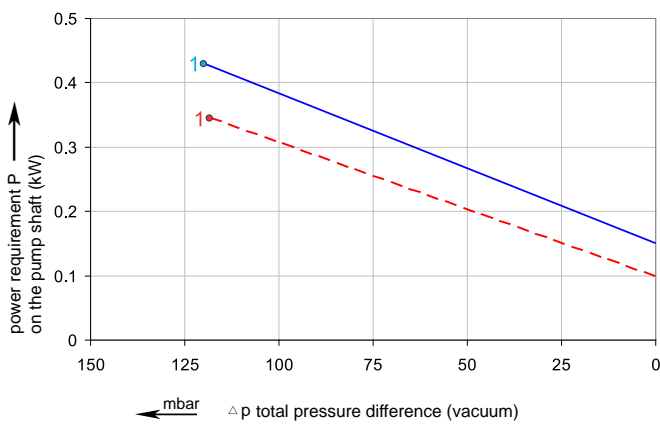
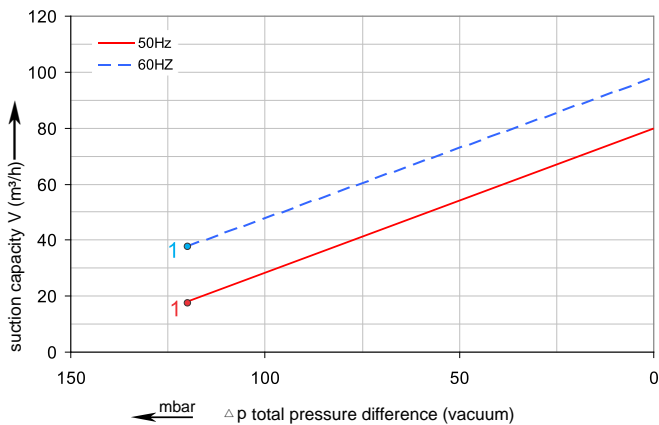


Data sheet 2RB 210

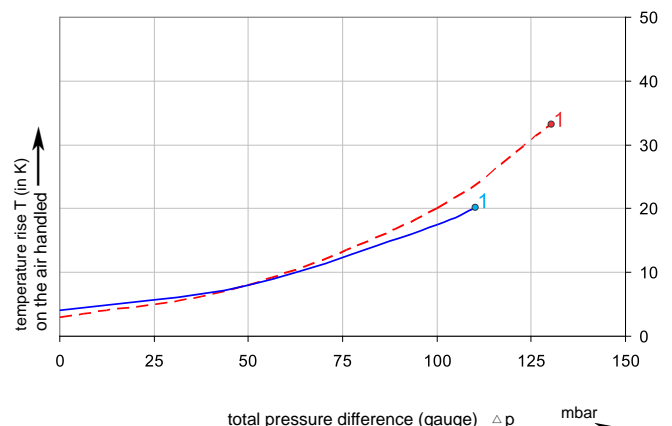
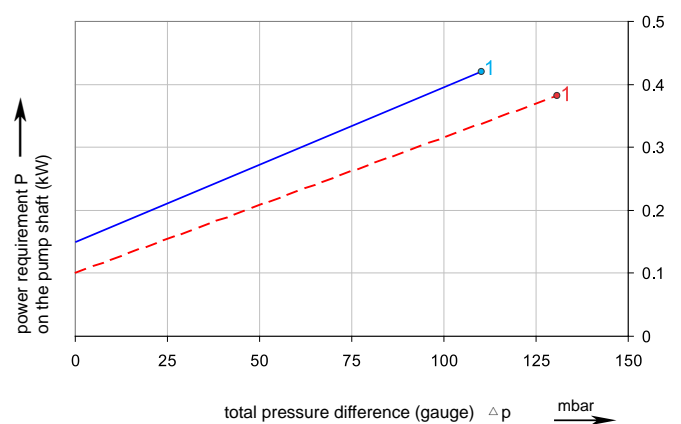
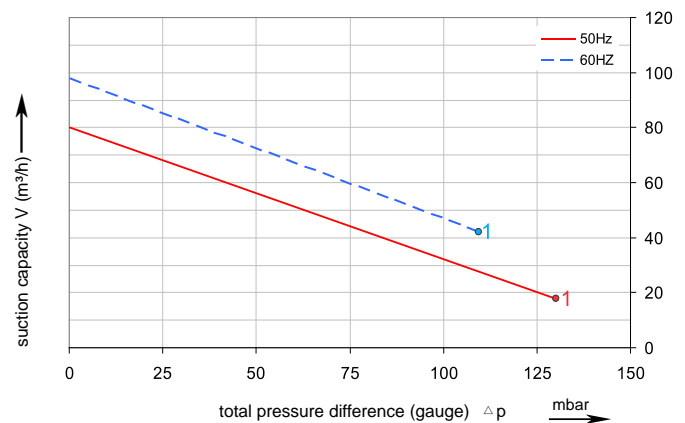
Side channel blower with IE2-motors



Performance curve for Vacuum pump



Performance curve for Compressor



The performance curves are based on air at a temperature of 15 °C and an atmospheric pressure of 1013 mbar with a tolerance of +/- 10 %. The total pressure differences are valid for suction and ambient temperatures up to 25 °C. For other conditions please confer with us.

Each G-BH type can be applied both as vacuum pump and compressor in continuous operation over the total stated performance curve range. The motors are available as standard for the input voltage range of 50 and 60 Hz and for protection category IP 55 as well as approved for UL and CSA.

Selection and ordering data

Type 2RB210

Curve No.	Order No.	Fre- quency	Rated power	Input voltage	Input current	Permissible total differential pressure 2)		Sound pressure level 3)	Weight ca.
		Hz	kW	V	A	Vacuum mbar	Compressor mbar	dB(A)	kg
3- 50/60 Hz IP55 isulation material class F ,UL 1004-1									
1	2RB210-7AT16	50	0.37	200 - 260 D / 350 - 450Y	1.80D/1.04Y	-120	130	53	10
		60	0.43	230 - 290D / 400 - 500Y	1.91D /1.1Y	-120	110	56	10

1) Relief valves available for limiting differential pressure.

2) Measuring surface sound pressure level acc. to EN ISO 3744, measured with an equivalent unit at a distance of 1 m. The pump is throttled to an average suction pressure, with piping connected, but no relief valves fitted, tolerance ± 3 dB(A).

All 2RB fulfil the 2006/42/EC(machinery)and 2006/95/EC(low voltage) directives and the EN 60034-1 norm "Rotating electrical machines".

The motors comply with EN 60 034-1 / -2 /-30(IEC 60034) and thermal class F.

The voltage tolerance is +/- 5%.

The frequency tolerance is +/- 2% maximum.

Other voltage ranges						
50 Hz	50 Hz Voltage range	60 Hz Voltage range	86 Hz (5000 rpm)	100 Hz (6000 rpm)	2RB...-7.	<input type="checkbox"/> <input type="checkbox"/>
3~IE2/ (EFF1)						
220 V D/345 V Y 500 V Y	180-240 V D /310-415 V Y 450-550 V Y	200...275 V D/345...480 V Y 520...600 V Y	----- -----	400 V D -----		T 1 T 3
230 V D/400 V Y 400 V D/695 V Y	200-260 V D /350-450 V Y 350-450 V D /610-725 V Y	230...290 V D/400...500 V Y 400...500 V D/690...725 V Y	400 V D -----	----- -----		T 6 T 7

4) Performance can different if standard motors are used.Please refer to corresponding data sheets.

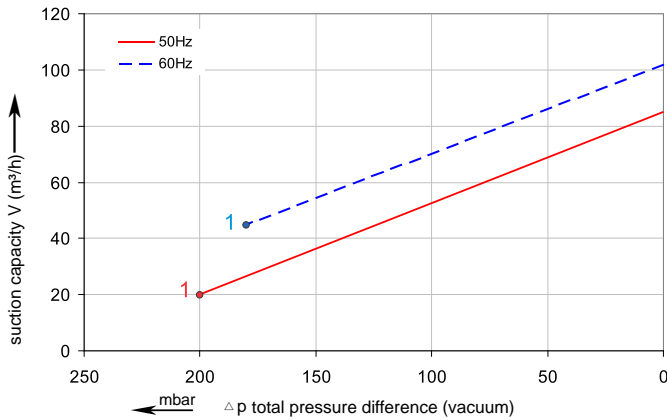


Data sheet 2RB 220

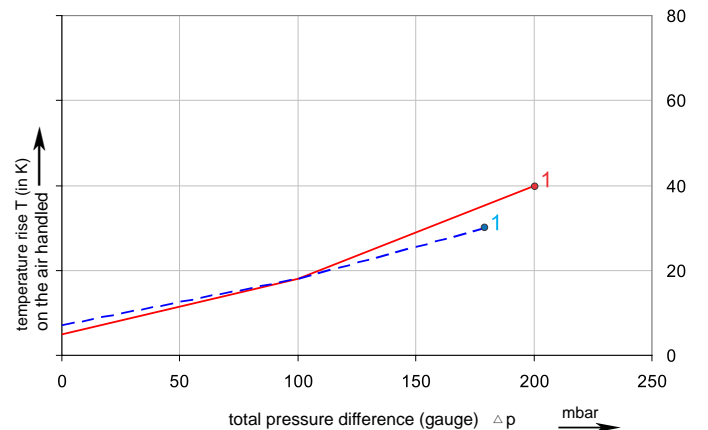
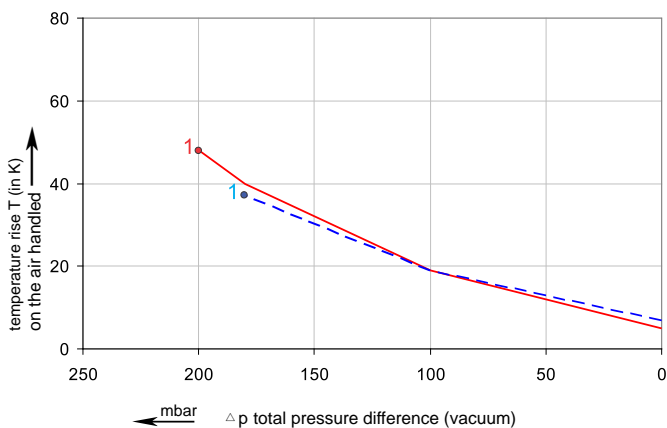
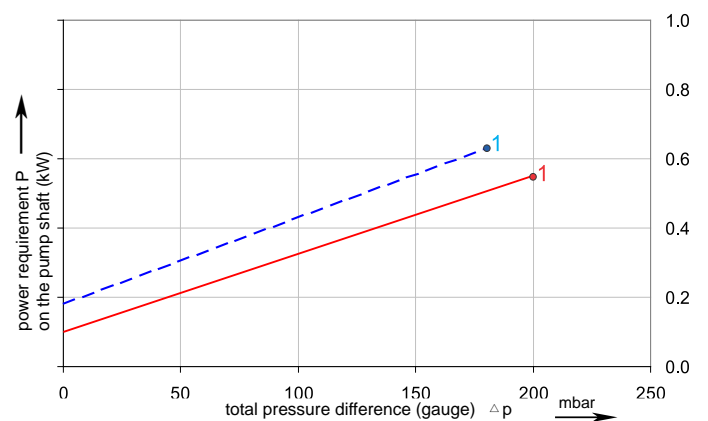
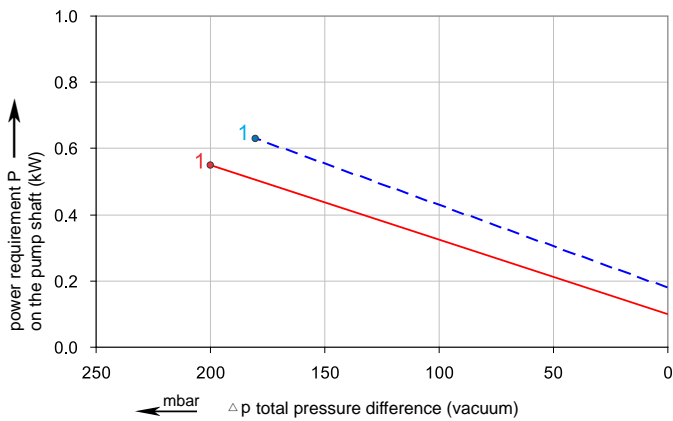
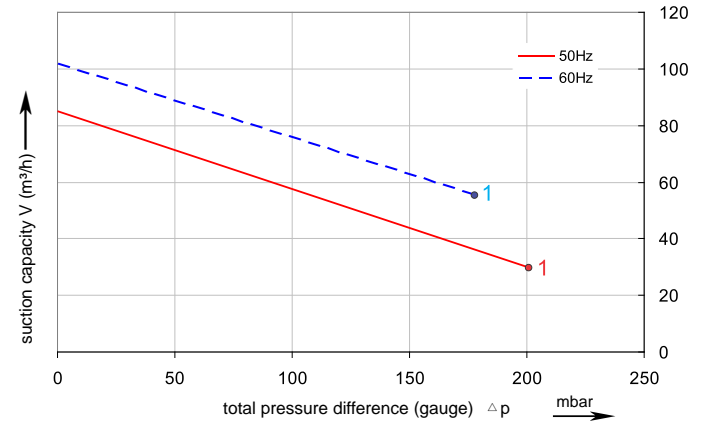
Side channel blower with IE2-motors



Performance curve for Vacuum pump



Performance curve for Compressor



The performance curves are based on air at a temperature of 15 °C and an atmospheric pressure of 1013 mbar with a tolerance of +/- 10 %. The total pressure differences are valid for suction and ambient temperatures up to 25 °C. For other conditions please confer with us.

Each G-BH type can be applied both as vacuum pump and compressor in continuous operation over the total stated performance curve range. The motors are available as standard for the input voltage range of 50 and 60 Hz and for protection category IP 55 as well as approved for UL and CSA.

Selection and ordering data

Type 2RB220

Curve No.	Order No.	Fre- quency	Rated power	Input voltage	Input current	Permissible total differential pressure ²⁾		Sound pressure level ³⁾	Weight ca.
		Hz	kW	V	A	Vacuum mbar	Compressor mbar	dB(A)	kg
3~ 50/60 Hz IP55 isulation material class F ,UL 1004-1									
1	2RB220-7HT26	50	0.55	200 - 260 D / 350 - 450Y	2.70D/1.57Y	-200	200	55	14
		60	0.63	230 - 290D / 400 - 500Y	2.86D /1.65Y	-180	180	61	14

1) Relief valves available for limiting differential pressure.

2) Measuring surface sound pressure level acc. to EN ISO 3744, measured with an equivalent unit at a distance of 1 m. The pump is throttled to an average suction pressure, with piping connected, but no relief valves fitted, tolerance ± 3 dB(A).

All 2RB fulfil the 2006/42/EC(machinery)and 2006/95/EC(low voltage) directives and the EN 60034-1 norm "Rotating electrical machines".

The motors comply with EN 60 034-1 / -2 /-30(IEC 60034) and thermal class F.

The voltage tolerance is +/- 5%.

The frequency tolerance is +/- 2% maximum.

Other voltage ranges						
50 Hz	50 Hz Voltage range	60 Hz Voltage range	86 Hz (5000 rpm)	100 Hz (6000 rpm)	2RB...-7.	<input type="checkbox"/>
3~IE2/ (EFF1)						
200 V D/345 V Y	180-240 V D /310-415 V Y	200...275 V D/345...480 V Y	-----	400 V D		T 1
500 V Y	450-550 V Y	520...600 V Y	-----	-----		T 3
230 V D/400 V Y	200-260 V D /350-450 V Y	230...290 V D/400...500 V Y	400 V D	-----		T 6
400 V D/690 V Y	350-450 V D /610-725 V Y	400...500 V D/690...725 V Y	-----	-----		T 7

4) Performance can different if standard motors are used.Please refer to corresponding data sheets.

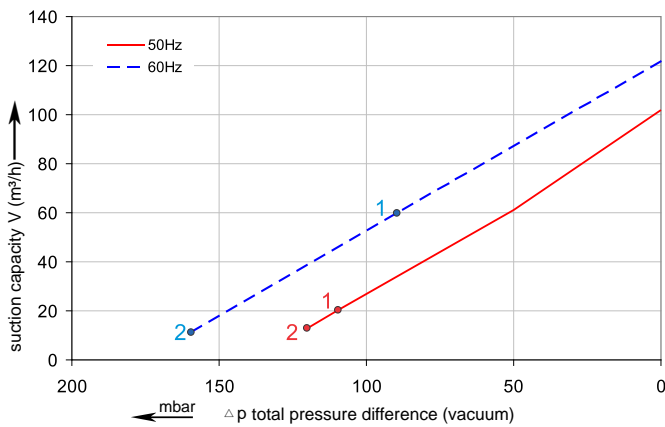


Data sheet 2RB 230

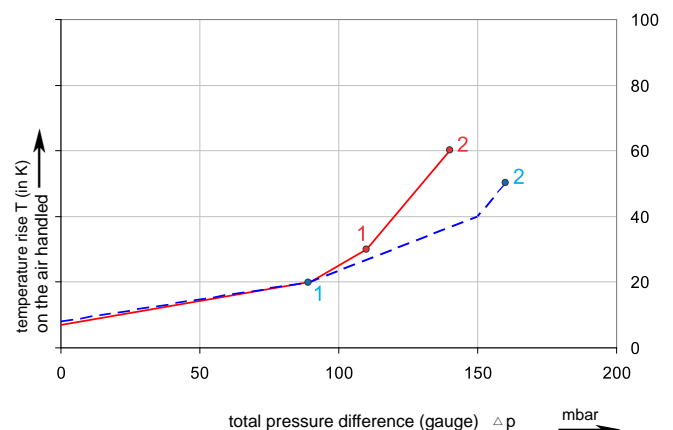
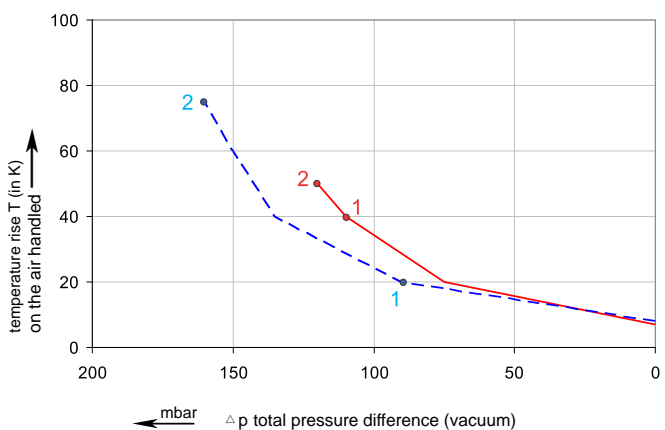
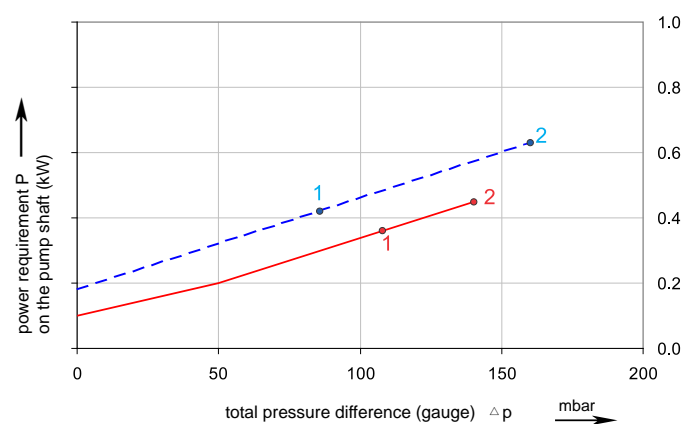
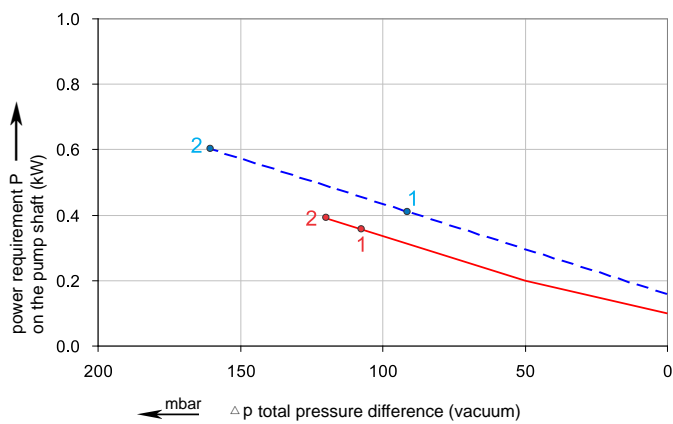
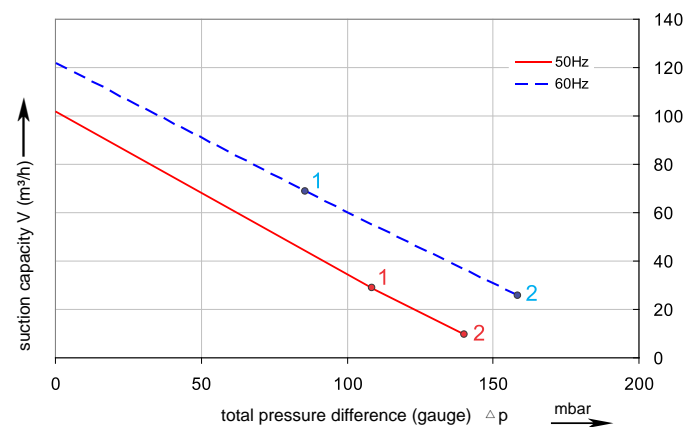
Side channel blower with IE2-motors



Performance curve for Vacuum pump



Performance curve for Compressor



The performance curves are based on air at a temperature of 15 °C and an atmospheric pressure of 1013 mbar with a tolerance of +/- 10 %.
The total pressure differences are valid for suction and ambient temperatures up to 25 °C.
For other conditions please confer with us.

Each G-BH type can be applied both as vacuum pump and compressor in continuous operation over the total stated performance curve range. The motors are available as standard for the input voltage range of 50 and 60 Hz and for protection category IP 55 as well as approved for UL and CSA.

Selection and ordering data

Type 2RB230

Curve No.	Order No.	Fre- quency	Rated power	Input voltage	Input current	Permissible total differential pressure 2)		Sound pressure level 3)	Weight ca.
		Hz	kW	V	A	Vacuum mbar	Compressor mbar	dB(A)	kg
3- 50/60 Hz IP55 isulation material class F ,UL 1004-1									
1	2RB230-7AT16	50	0.37	200 - 260 D / 350 - 450Y	1.80D/1.04Y	-110	110	54	11
		60	0.43	230 - 290D / 400 - 500Y	1.91D /1.10Y	-90	90	57	11
2	2RB230-7AT26	50	0.55	200 - 260 D / 350 - 450Y	2.70D/1.57Y	-120	140	54	12
		60	0.63	230 - 290D / 400 - 500Y	2.86D /1.65Y	-160	160	57	12

1) Relief valves available for limiting differential pressure.

2) Measuring surface sound pressure level acc. to EN ISO 3744, measured with an equivalent unit at a distance of 1 m. The pump is throttled to an average suction pressure, with piping connected, but no relief valves fitted, tolerance ± 3 dB(A).

3) Order number for suction port at the blower cover: 2RB230-7ET□□□

All 2RB fulfil the 2006/42/EC(machinery)and 2006/95/EC(low voltage) directives and the EN 60034-1 norm "Rotating electrical machines".

The motors comply with EN 60 034-1 / -2 /-30(IEC 60034) and thermal class F.

The voltage tolerance is +/- 5%.

The frequency tolerance is +/- 2% maximum.

Other voltage ranges						
50 Hz	50 Hz Voltage range	60 Hz Voltage range	86 Hz (5000 rpm)	100 Hz (6000 rpm)	2RB...-7.	□ . □
3~IE2/ (EFF I)						
200 V D/345 V Y	180-240 V D /310-415 V Y	200...275 V D/345...480 V Y	-----	400 V D		T 1
500 V Y	450-550 V Y	520...600 V Y	-----	-----		T 3
230 V D/400 V Y	200-260 V D /350-450 V Y	230...290 V D/400...500 V Y	400 V D	-----		T 6
400 V D/690 V Y	350-450 V D /610-725 V Y	400...500 V D/690...725 V Y	-----	-----		T 7

4) Performance can different if standard motors are used. Please refer to corresponding data sheets.

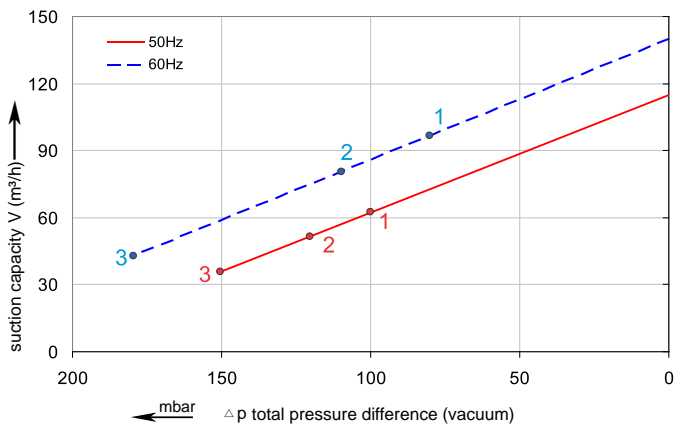


Data sheet 2RB 310

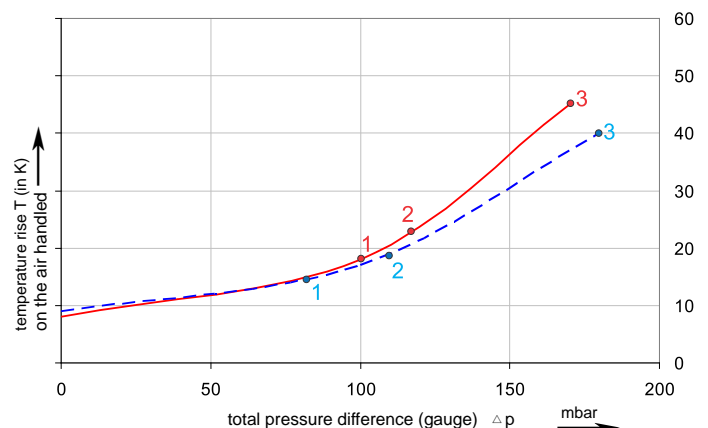
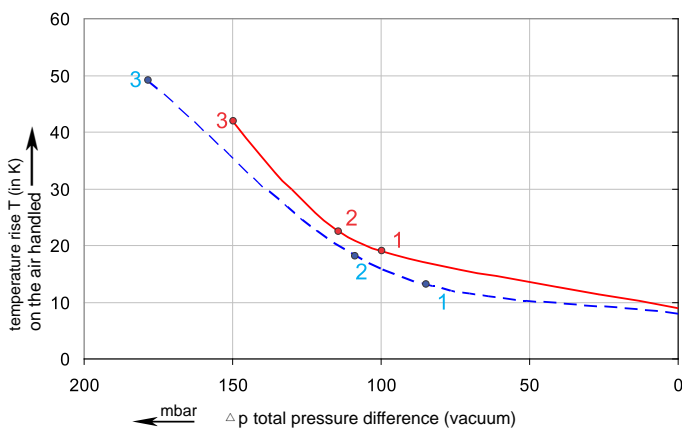
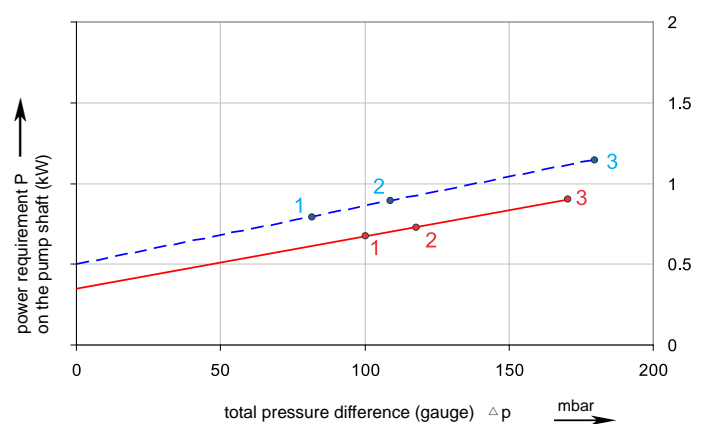
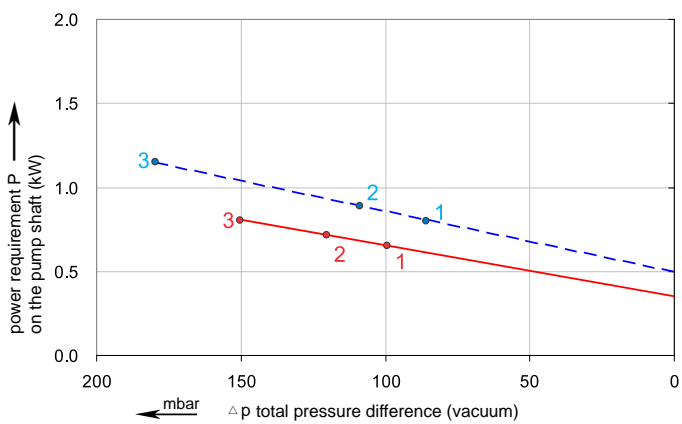
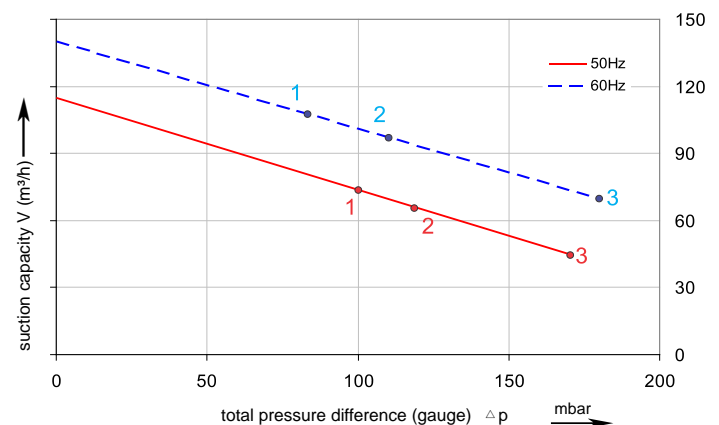
Side channel blower with IE2-motors



Performance curve for Vacuum pump



Performance curve for Compressor



The performance curves are based on air at a temperature of 15 °C and an atmospheric pressure of 1013 mbar with a tolerance of +/- 10 %. The total pressure differences are valid for suction and ambient temperatures up to 25 °C. For other conditions please confer with us.

Each G-BH type can be applied both as vacuum pump and compressor in continuous operation over the total stated performance curve range. The motors are available as standard for the input voltage range of 50 and 60 Hz and for protection category IP 55 as well as approved for UL and CSA.

Selection and ordering data

Type 2RB310

Curve No.	Order No.	Frequency	Rated power	Input voltage	Input current	Permissible total differential pressure 2)		Sound pressure level 3)	Weight ca.
						Vacuum mbar	Compressor mbar		
		Hz	kW	V	A			dB(A)	kg
3- 50/60 Hz IP55 isulation material class F ,UL 1004-1									
1	2RB310-7AT06	50	0.55	200 - 260 D / 350 - 450Y	2.70D/1.57Y	-100	100	63	13
		60	0.63	230 - 290D / 400 - 500Y	2.86D /1.65Y	-80	80	64	13
2	2RB310-7AT16	50	0.75	200 - 260 D / 350 - 450Y	3.12D/1.80Y	-120	120	63	15
		60	0.86	230 - 290D / 400 - 500Y	3.10D /1.90Y	-110	110	64	15
3	2RB310-7AT26	50	1.10	200 - 260 D / 350 - 450Y	4.35D/2.50Y	-150	170	63	16
		60	1.30	230 - 290D / 400 - 500Y	3.10D /2.60Y	-180	180	64	16

1) Relief valves available for limiting differential pressure.

2) Measuring surface sound pressure level acc. to EN ISO 3744, measured with an equivalent unit at a distance of 1 m. The pump is throttled to an average suction pressure, with piping connected, but no relief valves fitted, tolerance ± 3 dB(A).

All 2RB fulfil the 2006/42/EC(machinery)and 2006/95/EC(low voltage) directives and the EN 60034-1 norm "Rotating electrical machines".

The motors comply with EN 60 034-1 / -2 /-30(IEC 60034) and thermal class F.

The voltage tolerance is $\pm 5\%$.

The frequency tolerance is $\pm 2\%$ maximum.

Other voltage ranges						
50 Hz	50 Hz Voltage range	60 Hz Voltage range	86 Hz (5000 rpm)	100 Hz (6000 rpm)	2RB...-7.	<input type="checkbox"/> . <input type="checkbox"/>
3~IE2/ (EFF 1)						
200 V D/345 V Y 500 V Y	180-240 V D /310-415 V Y 450-550 V Y	200...275 V D/345...480 V Y	----- -----	400 V D -----		T 1 T 3
230 V D/400 V Y 400 V D/690 V Y	200-260 V D /350-450 V Y 350-450 V D /610-725 V Y	230...290 V D/400...500 V Y 400...500 V D/690...725 V Y	400 V D -----	----- -----		T 6 T 7

4) Performance can different if standard motors are used.Please refer to corresponding data sheets.

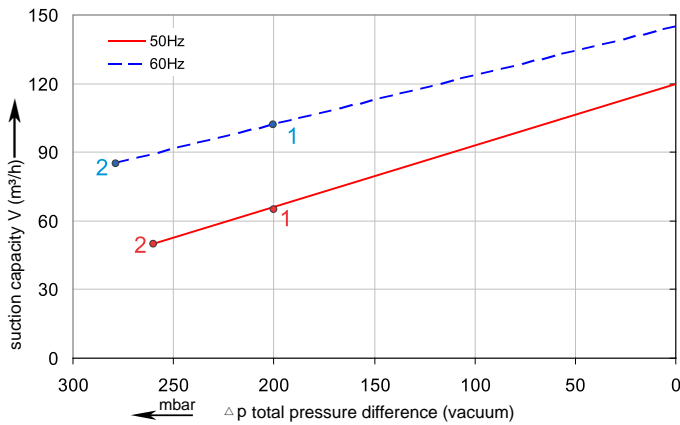


Data sheet 2RB 320

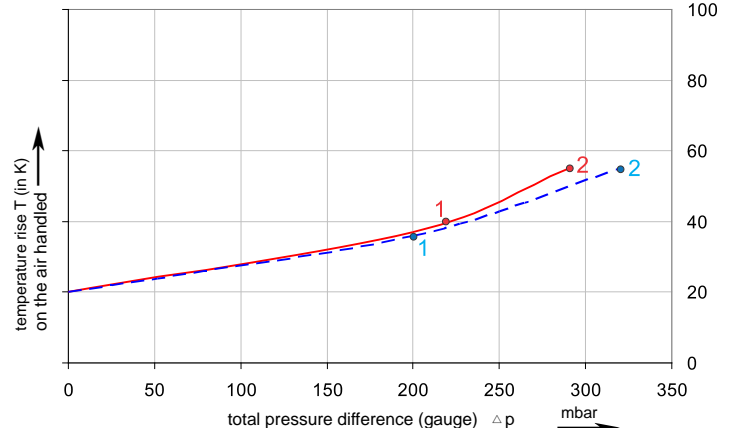
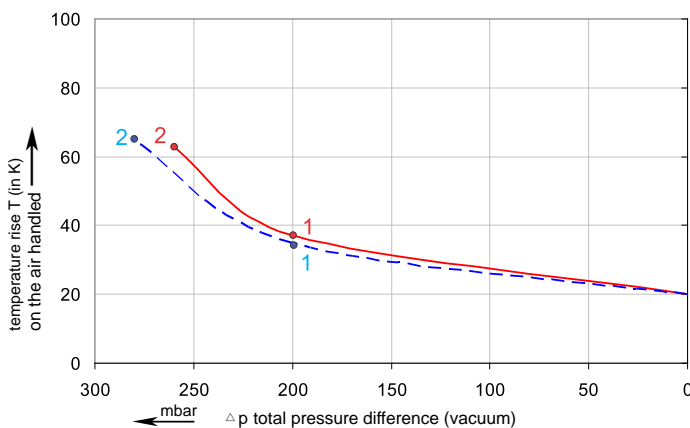
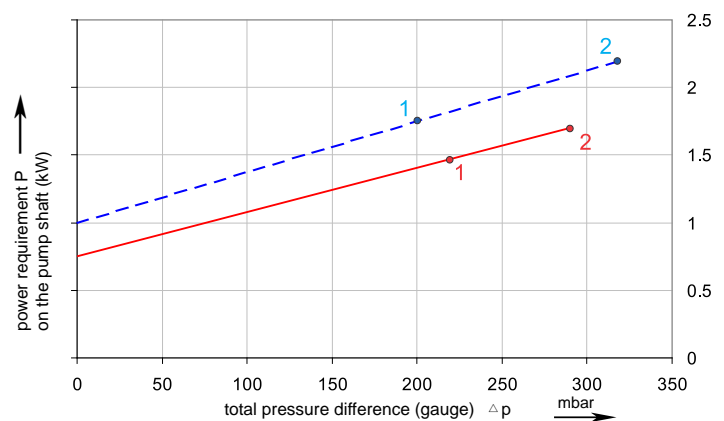
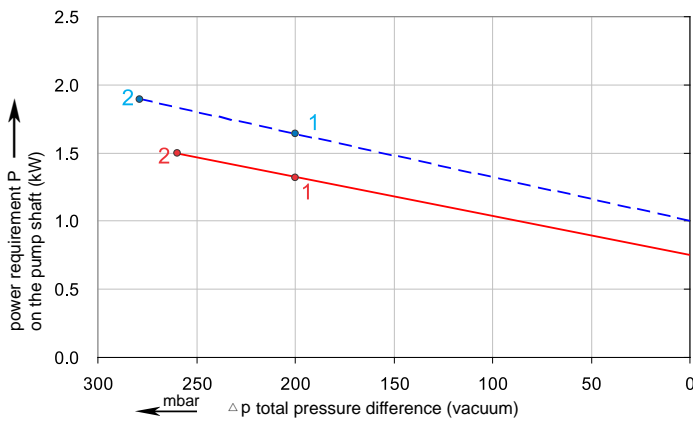
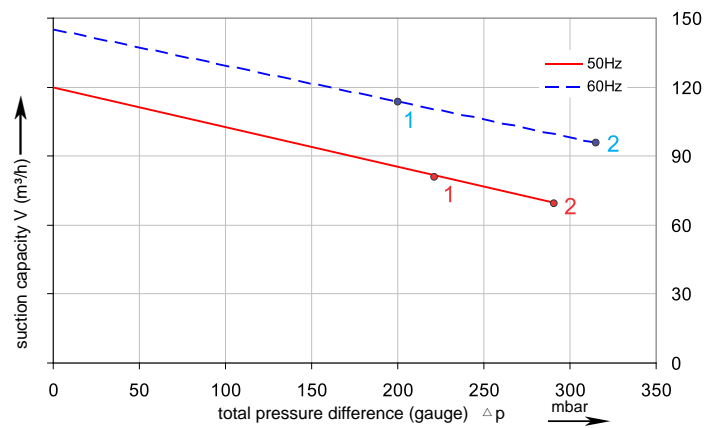
Side channel blower with IE2-motors



Performance curve for Vacuum pump



Performance curve for Compressor



The performance curves are based on air at a temperature of 15 °C and an atmospheric pressure of 1013 mbar with a tolerance of +/- 10 %. The total pressure differences are valid for suction and ambient temperatures up to 25 °C. For other conditions please confer with us.

Each G-BH type can be applied both as vacuum pump and compressor in continuous operation over the total stated performance curve range. The motors are available as standard for the input voltage range of 50 and 60 Hz and for protection category IP 55 as well as approved for UL and CSA.

Selection and ordering data

Type 2RB320

Curve No.	Order No.	Frequency	Rated power	Input voltage	Input current	Permissible total differential pressure ²⁾		Sound pressure level ³⁾	Weight ca.
						Vacuum mbar	Compressor mbar		
		Hz	kW	V	A			dB(A)	kg
3~ 50/60 Hz IP55 insulation material class F ,UL 1004-1									
1	2RB320-7HT16	50	0.75	200 - 260 D / 350 - 450Y	3.12D/1.80Y	-200	220	66	24
		60	0.86	230 - 290D / 400 - 500Y	3.10D /1.90Y	-200	200	69	24
2	2RB320-7HT26	50	1.10	200 - 260 D / 350 - 450Y	4.35D/2.50Y	-260	290	66	27
		60	1.30	230 - 290D / 400 - 500Y	3.10D /2.60Y	-280	320	69	27

1) Relief valves available for limiting differential pressure.

2) Measuring surface sound pressure level acc. to EN ISO 3744, measured with an equivalent unit at a distance of 1 m. The pump is throttled to an average suction pressure, with piping connected, but no relief valves fitted, tolerance ± 3 dB(A).

All 2RB fulfil the 2006/42/EC(machinery)and 2006/95/EC(low voltage) directives and the EN 60034-1 norm "Rotating electrical machines".

The motors comply with EN 60 034-1 / -2 /-30(IEC 60034) and thermal class F.

The voltage tolerance is +/- 5%.

The frequency tolerance is +/- 2% maximum.

Other voltage ranges					
50 Hz	50 Hz Voltage range	60 Hz Voltage range	86 Hz (5000 rpm)	100 Hz (6000 rpm)	2RB...-7. <input type="checkbox"/> . <input type="checkbox"/>
3~IE2/ (EFF I)					
200 V D/345 V Y	180-240 V D /310-415 V Y	200...275 V D/345...480 V Y	-----	400 V D	T 1
500 V Y	450-550 V Y	520...600 V Y	-----	-----	T 3
230 V D/400 V Y	200-260 V D /350-450 V Y	230...290 V D/400...500 V Y	400 V D	-----	T 6
400 V D/690 V Y	350-450 V D /610-725 V Y	400...500 V D/690...725 V Y	-----	-----	T 7

4) Performance can different if standard motors are used.Please refer to corresponding data sheets.

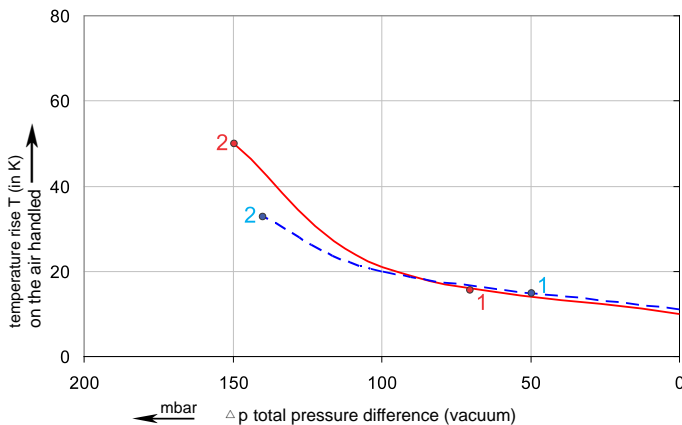
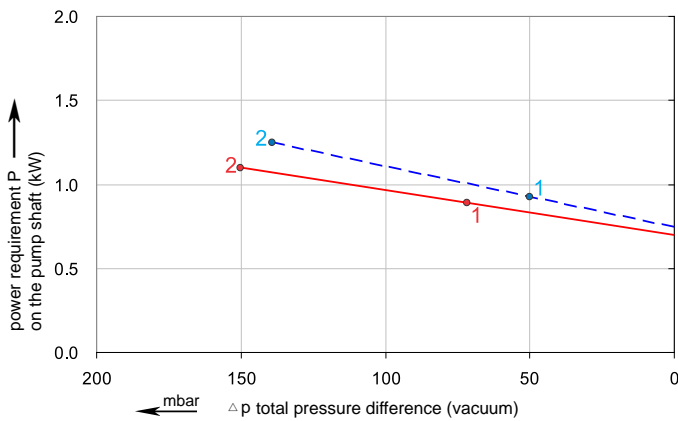
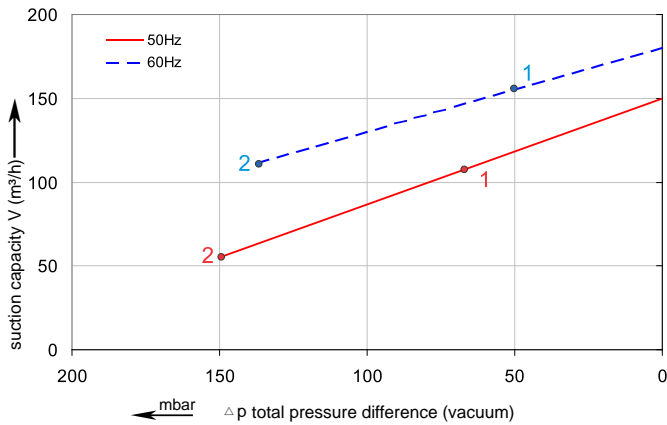


Data sheet 2RB 330

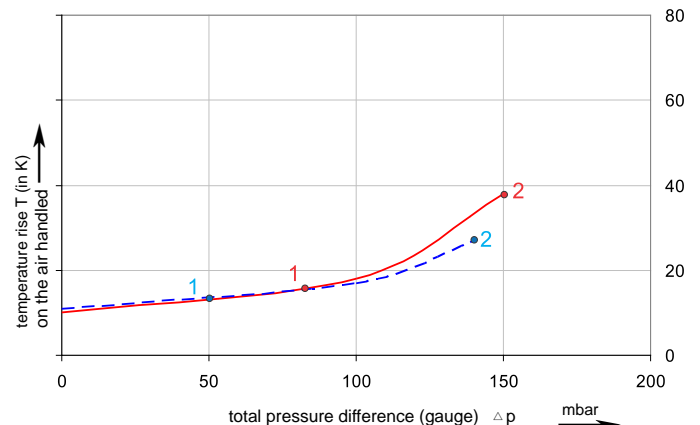
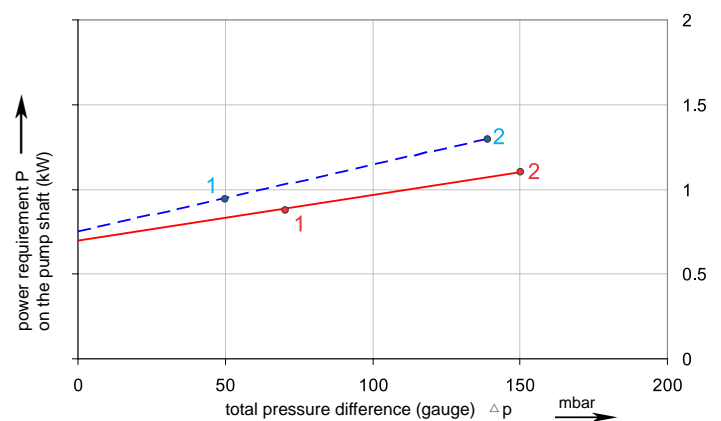
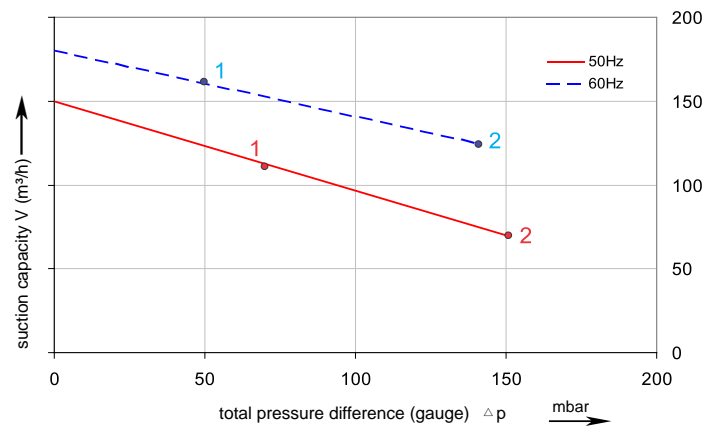
Side channel blower with IE2-motors



Performance curve for Vacuum pump



Performance curve for Compressor



The performance curves are based on air at a temperature of 15 °C and an atmospheric pressure of 1013 mbar with a tolerance of +/- 10 %.
The total pressure differences are valid for suction and ambient temperatures up to 25 °C.
For other conditions please confer with us.

Each G-BH type can be applied both as vacuum pump and compressor in continuous operation over the total stated performance curve range. The motors are available as standard for the input voltage range of 50 and 60 Hz and for protection category IP 55 as well as approved for UL and CSA.

Selection and ordering data

Type 2RB330

Curve No.	Order No.	Frequency Hz	Rated power kW	Input voltage V	Input current A	Permissible total differential pressure ²⁾		Sound pressure level ³⁾ dB(A)	Weight ca. kg
						Vacuum mbar	Compressor mbar		
3- 50/60 Hz IP55 isulation material class F ,UL 1004-1									
1	2RB330-7AT16	50	0.75	200 - 260 D / 350 - 450Y	3.12D/1.80Y	-70	70	64	16
		60	0.86	230 - 290D / 400 - 500Y	3.10D /1.90Y	-50	50	65	16
2	2RB330-7AT26	50	1.10	200 - 260 D / 350 - 450Y	4.35D/2.50Y	-150	150	64	17
		60	1.30	230 - 290D / 400 - 500Y	3.10D /2.60Y	-140	140	65	17

1) Relief valves available for limiting differential pressure.

2) Measuring surface sound pressure level acc. to EN ISO 3744, measured with an equivalent unit at a distance of 1 m. The pump is throttled to an average suction pressure, with piping connected, but no relief valves fitted, tolerance ± 3 dB(A).

3) Order number for suction port at the blower cover: 2RB430-7ET□□□

All 2RB fulfil the 2006/42/EC(machinery)and 2006/95/EC(low voltage) directives and the EN 60034-1 norm "Rotating electrical machines".

The motors comply with EN 60 034-1 / -2 /-30(IEC 60034) and thermal class F.

The voltage tolerance is +/- 5%.

The frequency tolerance is +/- 2% maximum.

Other voltage ranges						
50 Hz	50 Hz Voltage range	60 Hz Voltage range	86 Hz (5000 rpm)	100 Hz (6000 rpm)	2RB...-7.	□ . □
3~IE2/ (EFF)						
200 V D/345 V Y	180-240 V D /310-415 V Y	200...275 V D/345...480 V Y	-----	400 V D		T 1
500 V Y	450-550 V Y	520...600 V Y	-----	-----		T 3
230 V D/400 V Y	200-260 V D /350-450 V Y	230...290 V D/400...500 V Y	400 V D	-----		T 6
400 V D/690 V Y	350-450 V D /610-725 V Y	400...500 V D/690...725 V Y	-----	-----		T 7

4) Performance can different if standard motors are used. Please refer to corresponding data sheets.

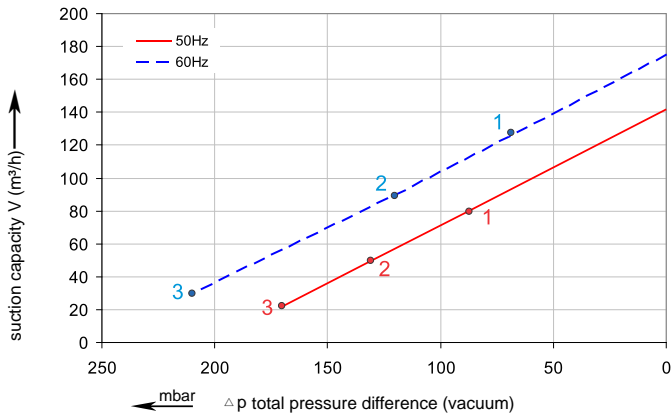


Data sheet 2RB 410

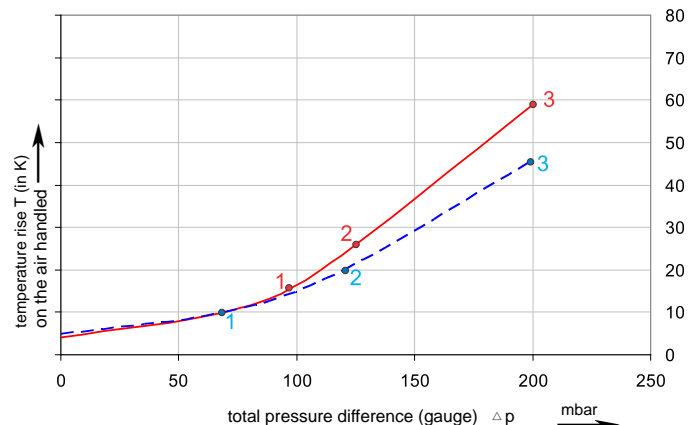
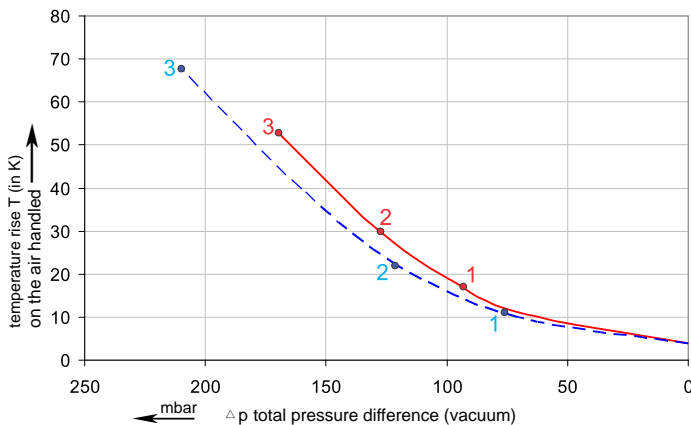
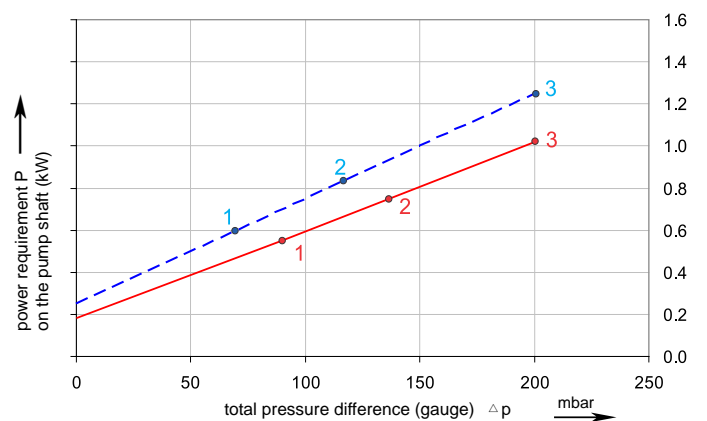
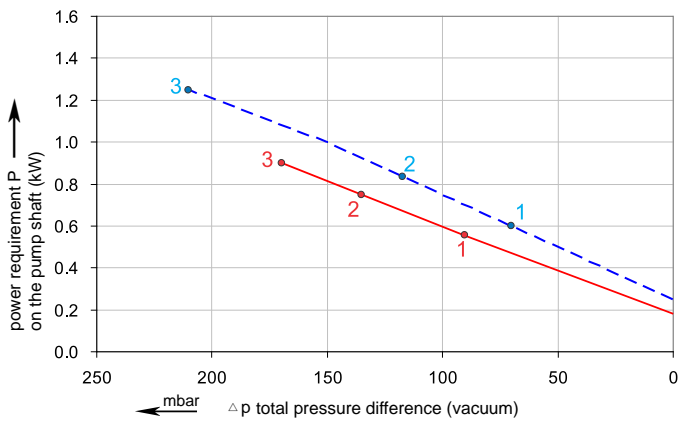
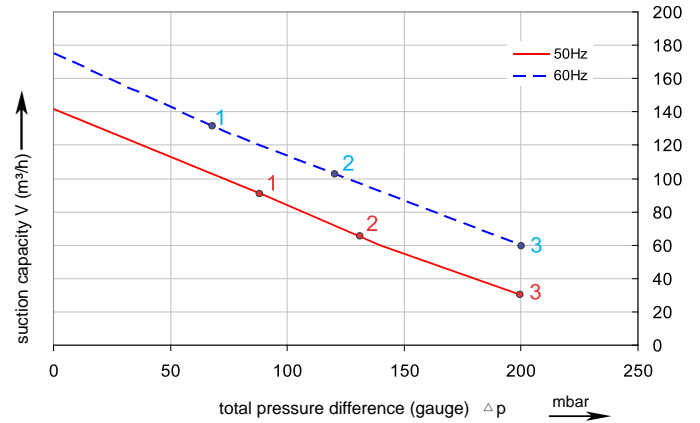
Side channel blower with IE2-motors



Performance curve for Vacuum pump



Performance curve for Compressor



The performance curves are based on air at a temperature of 15 °C and an atmospheric pressure of 1013 mbar with a tolerance of +/- 10 %. The total pressure differences are valid for suction and ambient temperatures up to 25 °C. For other conditions please confer with us.

Each G-2RB type can be applied both as vacuum pump and compressor in continuous operation over the total stated performance curve range. The motors are available as standard for the input voltage range of 50 and 60 Hz and for protection category IP 55.

Selection and ordering data

Type 2RB410

Curve No.	Order No.	Fre-quency Hz	Rated power kW	Input voltage V	Input current A	Permissible total differential pressure 2)		Sound pressure level 3) dB(A)	Weight ca. kg
						Vacuum mbar	Compressor mbar		
3- 50/60 Hz IP55 isulation material class F ,UL 1004-1									
1	2RB410-7AT06	50	0.55	200 - 260 D / 350 - 450Y	2.70D/1.57Y	-90	90	63	13
		60	0.63	230 - 290D / 400 - 500Y	2.86D /1.65Y	-70	70	64	13
2	2RB410-7AT16	50	0.75	200 - 260 D / 350 - 450Y	3.12D/1.80Y	-130	130	63	15
		60	0.86	230 - 290D / 400 - 500Y	3.10D /1.90Y	-120	120	64	15
3	2RB410-7AT26	50	1.10	200 - 260 D / 350 - 450Y	4.35D/2.50Y	-170	200	63	16
		60	1.30	230 - 290D / 400 - 500Y	4.50D /2.60Y	-210	200	64	16

1) Relief valves available for limiting differential pressure.

2) Measuring surface sound pressure level acc. to EN ISO 3744, measured with an equivalent unit at a distance of 1 m. The pump is throttled to an average suction pressure, with piping connected, but no relief valves fitted, tolerance ± 3 dB(A).

All 2RB fulfil the 2006/42/EC(machinery)and 2006/95/EC(low voltage) directives and the EN 60034-1 norm "Rotating electrical machines".

The motors comply with EN 60 034-1 / -2 /-30(IEC 60034) and thermal class F.

The voltage tolerance is $\pm 5\%$.

The frequency tolerance is $\pm 2\%$ maximum.

Other voltage ranges					
50 Hz	50 Hz Voltage range	60 Hz Voltage range	86 Hz (5000 rpm)	100 Hz (6000 rpm)	2RB...-7. <input type="checkbox"/> <input type="checkbox"/>
3~IE2/ (EFF 1)					
200 V D/345 V Y 500 V Y	180-240 V D /310-415 V Y 450-550 V Y	200...275 V D/345...480 V Y 520...600 V Y	----- -----	400 V D -----	T T
230 V D/400 V Y 400 V D/690 V Y	200-260 V D /350-450 V Y 350-450 V D /610-725 V Y	230...290 V D/400...500 V Y 400...500 V D/690...725 V Y	400 V D -----	----- -----	T T
					1 3 6 7

4) Performance can different if standard motors are used. Please refer to corresponding data sheets.



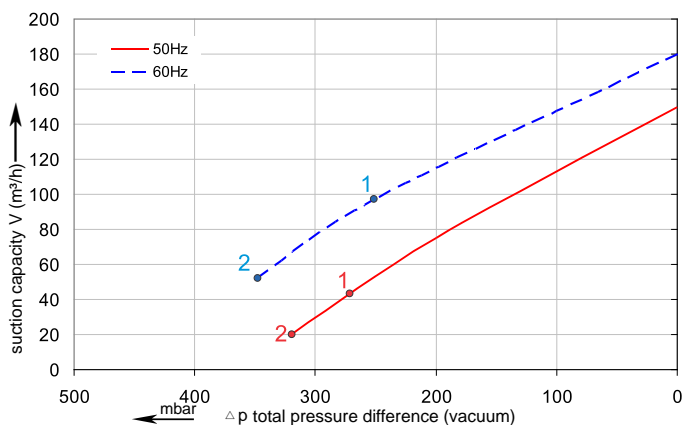
Changes in particular the quoted performance curve, datas and weights without prior notice. The figures are without obligations.

Data sheet 2RB 420

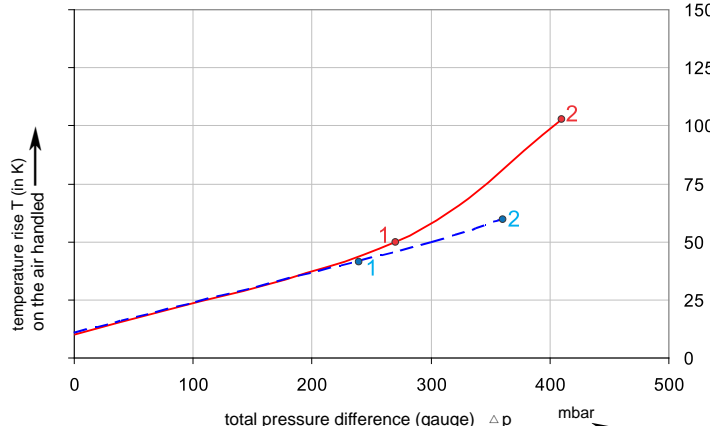
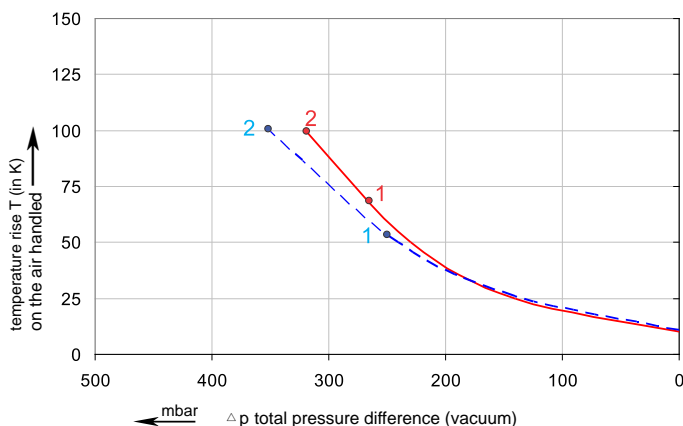
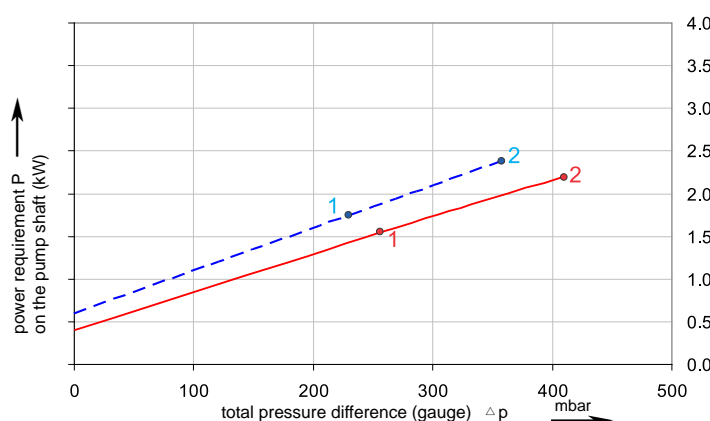
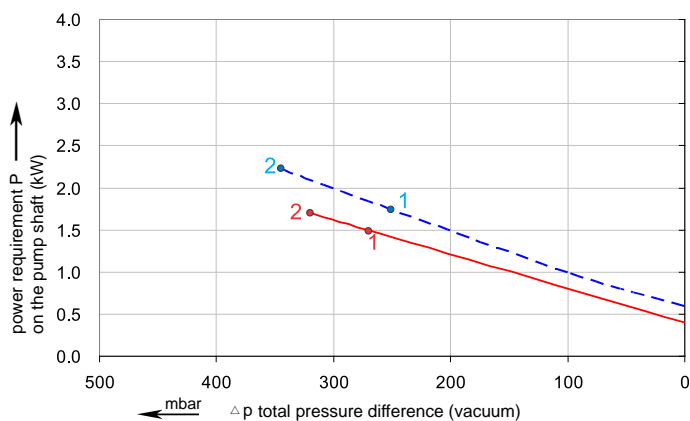
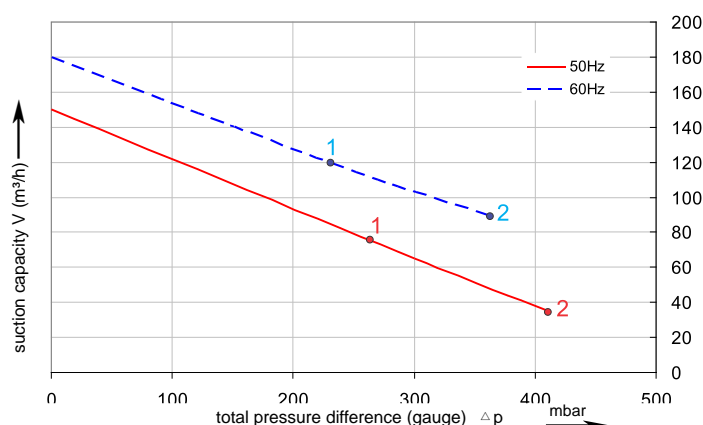
Side channel blower with IE2-motors



Performance curve for Vacuum pump



Performance curve for Compressor



The performance curves are based on air at a temperature of 15 °C and an atmospheric pressure of 1013 mbar with a tolerance of +/- 10 %.
The total pressure differences are valid for suction and ambient temperatures up to 25 °C.
For other conditions please confer with us.

Each G-2RB type can be applied both as vacuum pump and compressor in continuous operation over the total stated performance curve range. The motors are available as standard for the input voltage range of 50 and 60 Hz and for protection category IP 55.

Selection and ordering data

Type 2RB420

Curve No.	Order No.	Frequency	Rated power	Input voltage	Input current	Permissible total differential pressure ²⁾		Sound pressure level ³⁾	Weight ca.
						Vacuum mbar	Compressor mbar		
		Hz	kW	V	A			dB(A)	kg
3~ 50/60 Hz IP55 isolation material class F ,UL 1004-1									
1	2RB420-7HT36	50	1.50	200 - 260 D / 350 - 450Y	5.70D/3.30Y	-270	270	66	24
		60	1.75	230 - 290D / 400 - 500Y	5.70D /3.30Y	-250	230	69	24
2	2RB420-7HT46	50	2.20	200 - 260 D / 350 - 450Y	8.10D/4.60Y	-320	410	66	27
		60	2.55	230 - 290D / 400 - 500Y	8.00D /4.60Y	-350	360	69	27

1) Relief valves available for limiting differential pressure.

2) Measuring surface sound pressure level acc. to EN ISO 3744, measured with an equivalent unit at a distance of 1 m. The pump is throttled to an average suction pressure, with piping connected, but no relief valves fitted, tolerance ± 3 dB(A).

All 2RB fulfil the 2006/42/EC(machinery)and 2006/95/EC(low voltage) directives and the EN 60034-1 norm "Rotating electrical machines".

The motors comply with EN 60 034-1 / -2 /-30(IEC 60034) and thermal class F.

The voltage tolerance is +/- 5%.

The frequency tolerance is +/- 2% maximum.

Other voltage ranges					
50 Hz	50 Hz Voltage range	60 Hz Voltage range	86 Hz (5000 rpm)	100 Hz (6000 rpm)	2RB...-7. <input type="checkbox"/> . <input type="checkbox"/>
3~IE2/ (EFF 1)					
200 V D/345 V Y	180-240 V D /310-415 V Y	200...275 V D/345...480 V Y	-----	400 V D	T 1
500 V Y	450-550 V Y	520...600 V Y	-----	-----	T 3
230 V D/400 V Y	200-260 V D /350-450 V Y	230...290 V D/400...500 V Y	400 V D	-----	T 6
400 V D/690 V Y	350-450 V D /610-725 V Y	400...500 V D/690...725 V Y	-----	-----	T 7

4) Performance can different if standard motors are used.Please refer to corresponding data sheets.



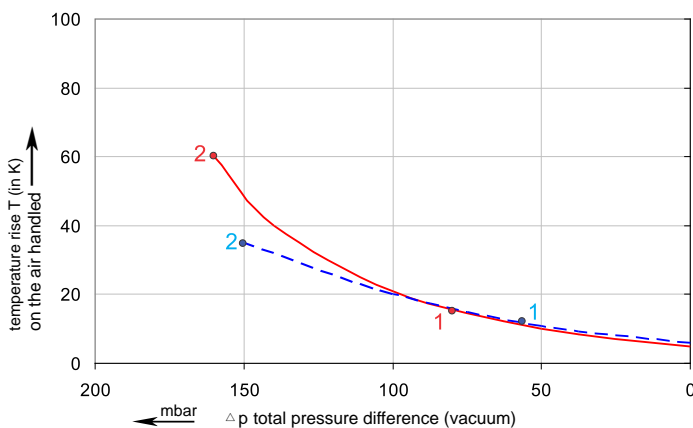
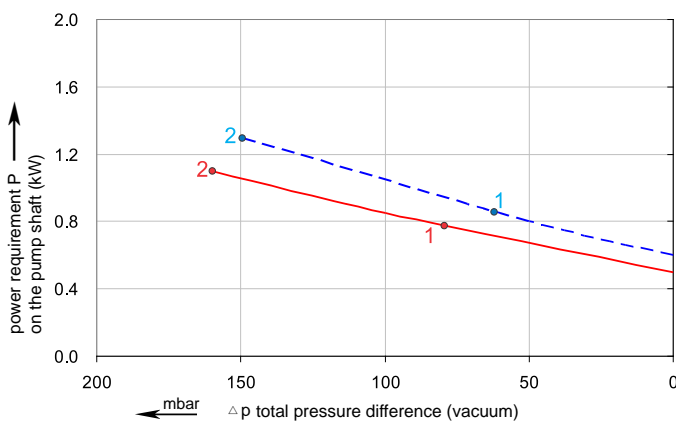
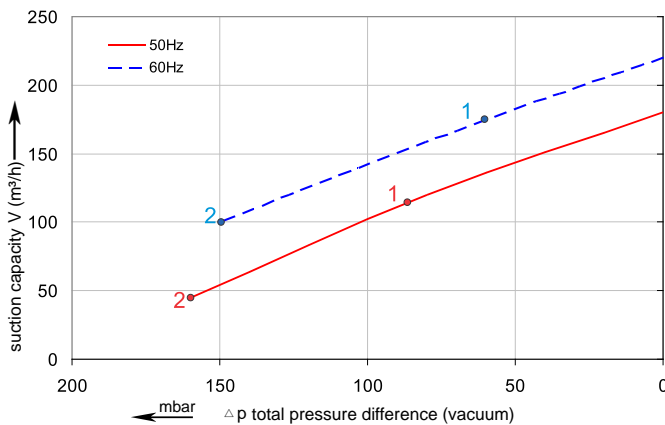
Changes in particular the quoted performance curve, datas and weights without prior notice. The figures are without obligations.

Data sheet 2RB 430

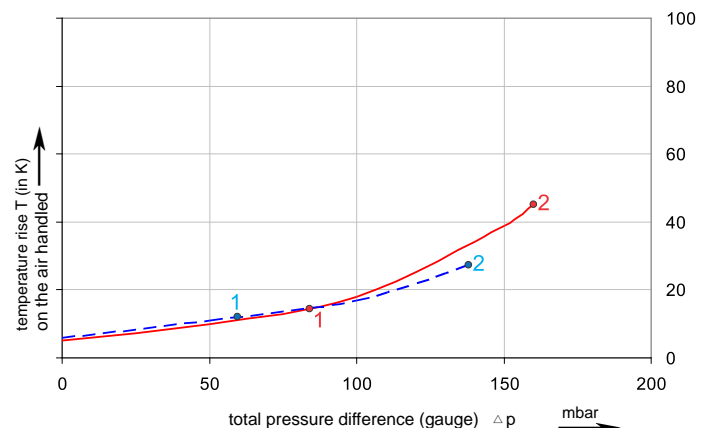
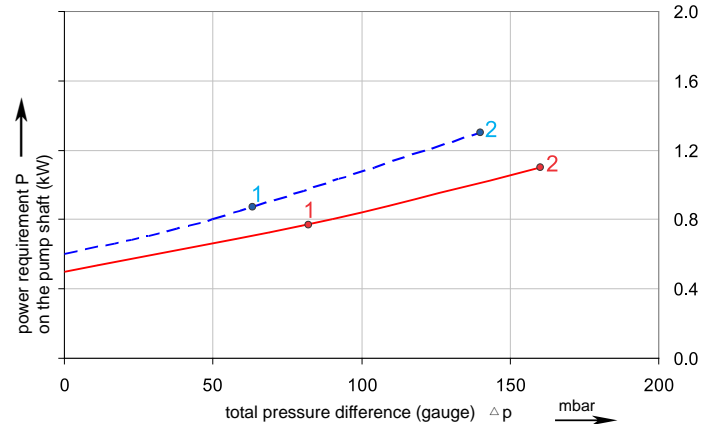
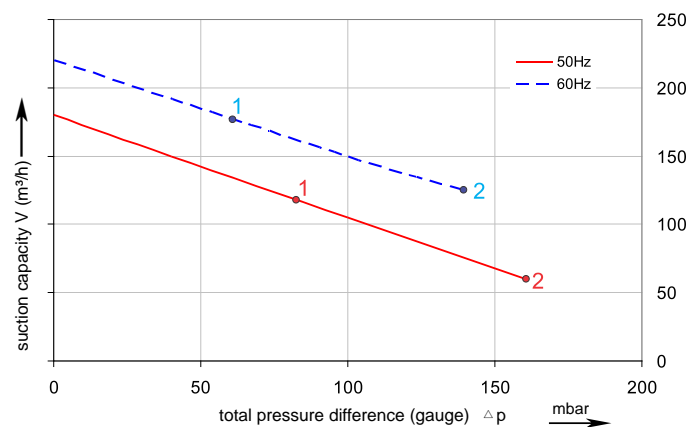
Side channel blower with IE2-motors



Performance curve for Vacuum pump



Performance curve for Compressor



The performance curves are based on air at a temperature of 15 °C and an atmospheric pressure of 1013 mbar with a tolerance of +/- 10 %.
The total pressure differences are valid for suction and ambient temperatures up to 25 °C.
For other conditions please confer with us.

Each G-BH type can be applied both as vacuum pump and compressor in continuous operation over the total stated performance curve range. The motors are available as standard for the input voltage range of 50 and 60 Hz and for protection category IP 55 as well as approved for UL and CSA.

Selection and ordering data

Type 2RB430

Curve No.	Order No.	Frequency	Rated power	Input voltage	Input current	Permissible total differential pressure 2)		Sound pressure level 3)	Weight ca.
						Vacuum mbar	Compressor mbar		
		Hz	kW	V	A			dB(A)	kg
3- 50/60 Hz IP55 insulation material class F ,UL 1004-1									
1	2RB430-7AT16	50	0.75	200 - 260 D / 350 - 450Y	3.12D/1.80Y	-80	80	64	16
		60	0.86	230 - 290D / 400 - 500Y	3.10D /1.90Y	-60	60	65	16
2	2RB430-7AT26	50	1.10	200 - 260 D / 350 - 450Y	4.35D/2.50Y	-160	160	64	17
		60	1.30	230 - 290D / 400 - 500Y	3.10D /2.60Y	-150	140	65	17

1) Relief valves available for limiting differential pressure.

2) Measuring surface sound pressure level acc. to EN ISO 3744, measured with an equivalent unit at a distance of 1 m. The pump is throttled to an average suction pressure, with piping connected, but no relief valves fitted, tolerance ± 3 dB(A).

3) Order number for suction port at the blower cover: 2RB430-7ET□□□

All 2RB fulfil the 2006/42/EC(machinery)and 2006/95/EC(low voltage) directives and the EN 60034-1 norm "Rotating electrical machines".

The motors comply with EN 60 034-1 / -2 /-30(IEC 60034) and thermal class F.

The voltage tolerance is +/- 5%.

The frequency tolerance is +/- 2% maximum.

Other voltage ranges						
50 Hz	50 Hz Voltage range	60 Hz Voltage range	86 Hz (5000 rpm)	100 Hz (6000 rpm)	2RB...-7.	□ . □
3~IE2/ (EFF)						
200 V D/345 V Y	180-240 V D /310-415 V Y	200...275 V D/345...480 V Y	-----	400 V D		T 1
500 V Y	450-550 V Y	520...600 V Y	-----	-----		T 3
230 V D/400 V Y	200-260 V D /350-450 V Y	230...290 V D/400...500 V Y	400 V D	-----		T 6
400 V D/690 V Y	350-450 V D /610-725 V Y	400...500 V D/690...725 V Y	-----	-----		T 7

4) Performance can different if standard motors are used. Please refer to corresponding data sheets.

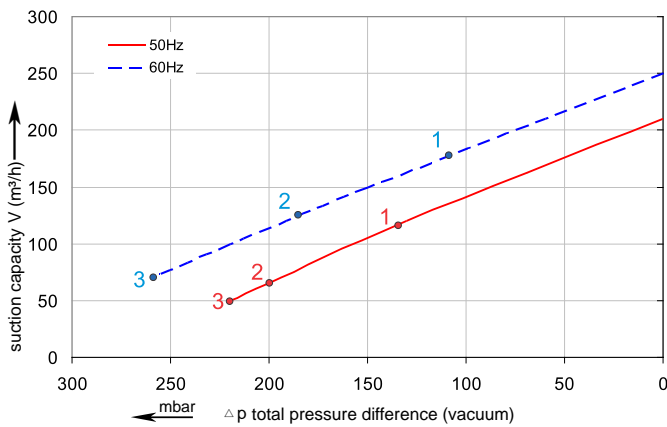


Data sheet 2RB 510

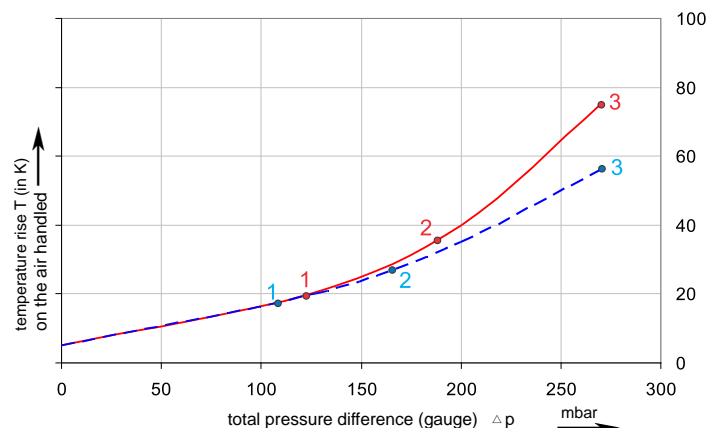
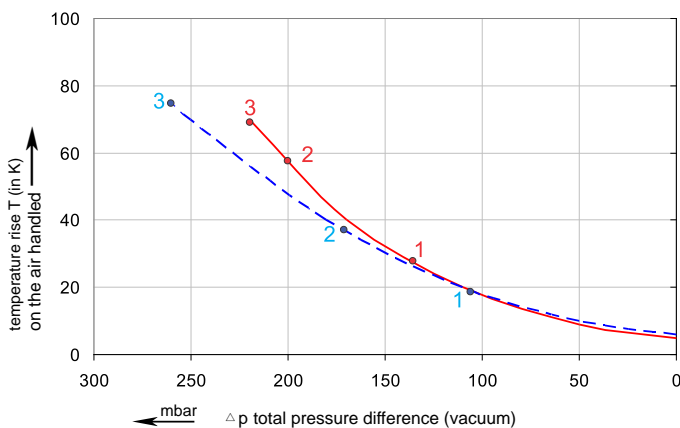
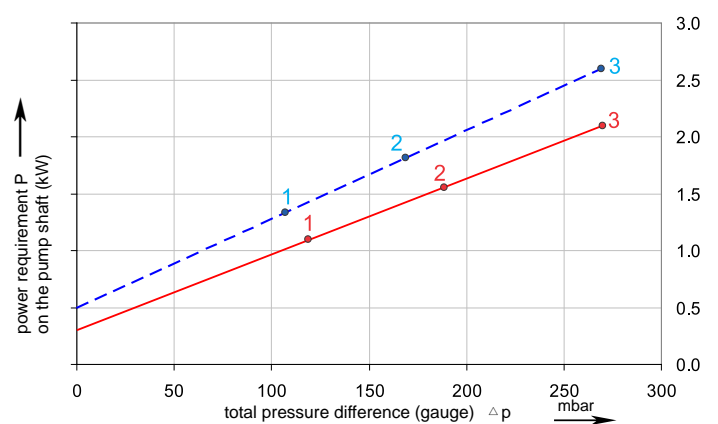
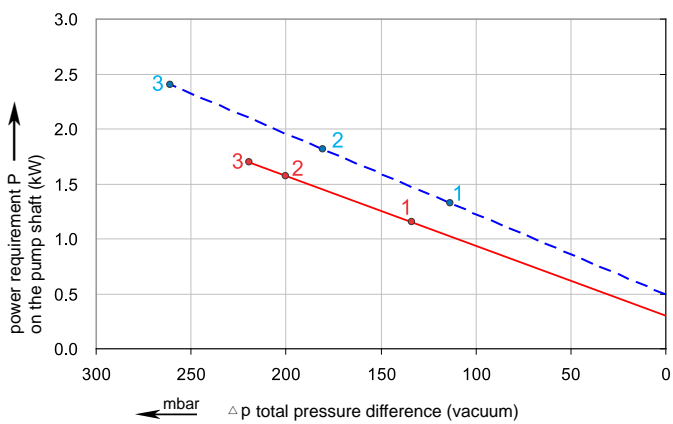
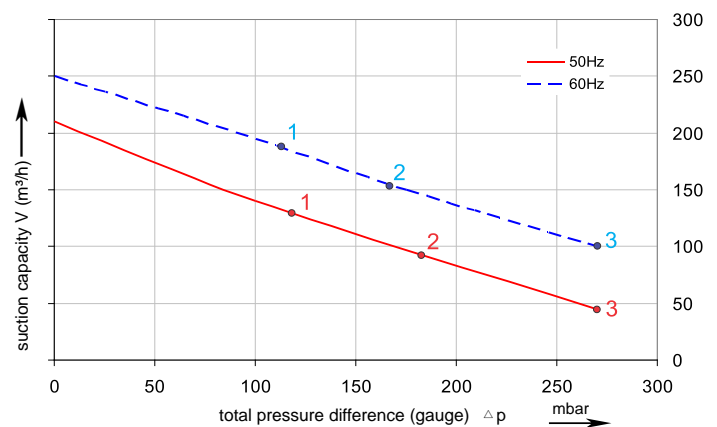
Side channel blower with IE2-motors



Performance curve for Vacuum pump



Performance curve for Compressor



The performance curves are based on air at a temperature of 15 °C and an atmospheric pressure of 1013 mbar with a tolerance of +/- 10 %. The total pressure differences are valid for suction and ambient temperatures up to 25 °C. For other conditions please confer with us.

Each G-BH type can be applied both as vacuum pump and compressor in continuous operation over the total stated performance curve range. The motors are available as standard for the input voltage range of 50 and 60 Hz and for protection category IP 55 as well as approved for UL and CSA.

Selection and ordering data

Type 2RB510

Curve No.	Order No.	Frequency	Rated power	Input voltage	Input current	Permissible total differential pressure ²⁾		Sound pressure level ³⁾	Weight ca.
						Vacuum mbar	Compressor mbar		
		Hz	kW	V	A			dB(A)	kg
3~ 50/60 Hz IP55 insulation material class F ,UL 1004-1									
1	2RB510-7AT16	50	1.10	200 - 260 D / 350 - 450Y	4.35D/2.50Y	-130	120	64	20
		60	1.30	230 - 290D / 400 - 500Y	3.10D/2.60Y	-110	110	70	21
2	2RB510-7AT26	50	1.50	200 - 260 D / 350 - 450Y	5.70D/3.30Y	-200	190	64	21
		60	1.75	230 - 290D / 400 - 500Y	5.70D /3.30Y	-180	170	70	21
3	2RB510-7AT36	50	2.20	200 - 260 D / 350 - 450Y	8.20D/4.65Y	-220	270	64	25
		60	2.55	230 - 290D / 400 - 500Y	8.10D /4.65Y	-260	270	70	25

1) Relief valves available for limiting differential pressure.

2) Measuring surface sound pressure level acc. to EN ISO 3744, measured with an equivalent unit at a distance of 1 m. The pump is throttled to an average suction pressure, with piping connected, but no relief valves fitted, tolerance ± 3 dB(A).

All 2RB fulfil the 2006/42/EC(machinery)and 2006/95/EC(low voltage) directives and the EN 60034-1 norm "Rotating electrical machines".

The motors comply with EN 60 034-1 / -2 /-30(IEC 60034) and thermal class F.

The voltage tolerance is $\pm 5\%$.

The frequency tolerance is $\pm 2\%$ maximum.

Other voltage ranges					
50 Hz	50 Hz Voltage range	60 Hz Voltage range	86 Hz (5000 rpm)	100 Hz (6000 rpm)	2RB...-7. <input type="checkbox"/> <input type="checkbox"/>
3~IE2/ (EFF1)					
200 V D/345 V Y 500 V Y	180-240 V D /310-415 V Y 450-550 V Y	200...275 V D/345...480 V Y 520...600 V Y	----- -----	400 V D -----	T T
230 V D/400 V Y 400 V D/690 V Y	200-260 V D /350-450 V Y 350-450 V D /610-725 V Y	230...290 V D/400...500 V Y 400...500 V D/690...725 V Y	400 V D -----	----- -----	T T
					1 3 6 7

4) Performance can different if standard motors are used.Please refer to corresponding data sheets.

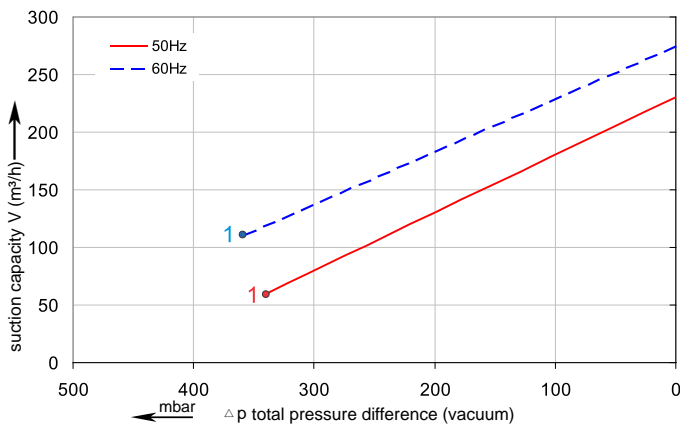


Data sheet 2RB 520

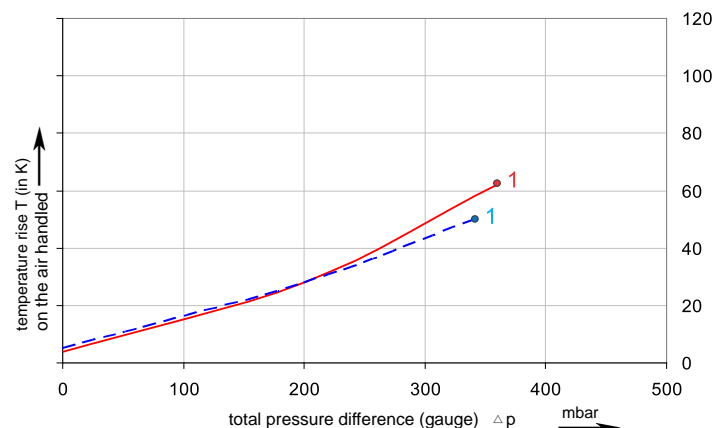
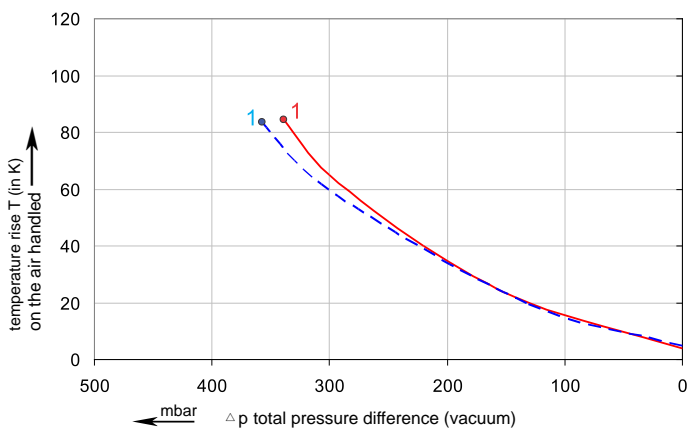
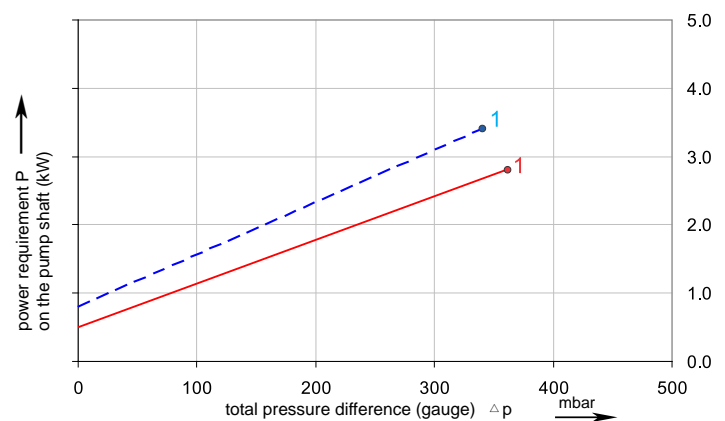
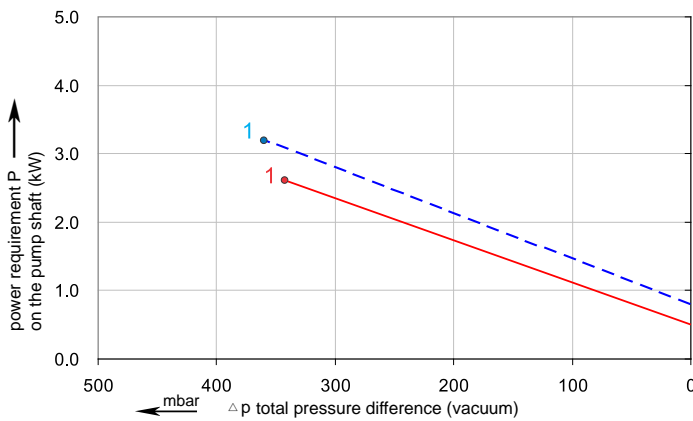
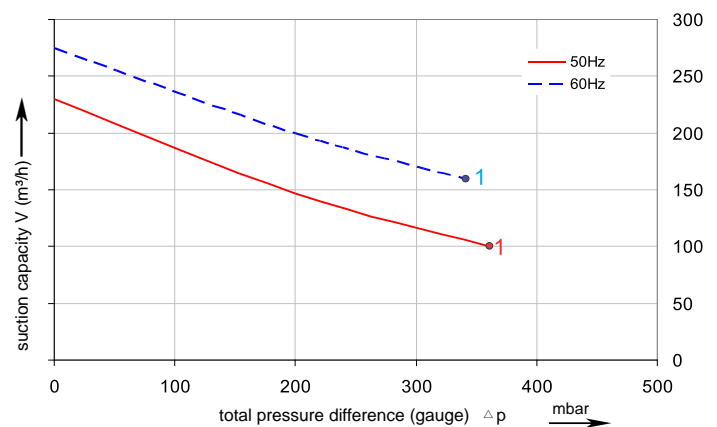
Side channel blower with IE2-motors



Performance curve for Vacuum pump



Performance curve for Compressor



The performance curves are based on air at a temperature of 15 °C and an atmospheric pressure of 1013 mbar with a tolerance of +/- 10 %.
The total pressure differences are valid for suction and ambient temperatures up to 25 °C.
For other conditions please confer with us.

Each G-BH type can be applied both as vacuum pump and compressor in continuous operation over the total stated performance curve range. The motors are available as standard for the input voltage range of 50 and 60 Hz and for protection category IP 55 as well as approved for UL and CSA.

Selection and ordering data

Type 2RB520

Curve No.	Order No.	Fre- quency	Rated power	Input voltage	Input current	Permissible total differential pressure ²⁾		Sound pressure level ³⁾	Weight ca.
		Hz	kW	V	A	Vacuum mbar	Compressor mbar	dB(A)	kg
3- 50/60 Hz IP55 isulation material class F ,UL 1004-1									
1	2RB520-7HT46	50	3.00	200 - 260 D / 350 - 450Y	11.4D/6.50Y	-340	360	72	39
		60	3.45	230 - 290D / 400 - 500Y	10.8D/6.20Y	-360	340	74	39

1) Relief valves available for limiting differential pressure.

2) Measuring surface sound pressure level acc. to EN ISO 3744, measured with an equivalent unit at a distance of 1 m. The pump is throttled to an average suction pressure, with piping connected, but no relief valves fitted, tolerance ± 3 dB(A).

All 2RB fulfil the 2006/42/EC(machinery)and 2006/95/EC(low voltage) directives and the EN 60034-1 norm "Rotating electrical machines".

The motors comply with EN 60 034-1 / -2 /-30(IEC 60034) and thermal class F.

The voltage tolerance is $\pm 5\%$.

The frequency tolerance is $\pm 2\%$ maximum.

Other voltage ranges						
50 Hz	50 Hz Voltage range	60 Hz Voltage range	86 Hz (5000 rpm)	100 Hz (6000 rpm)	2RB...-7.	<input type="checkbox"/> . <input type="checkbox"/>
3~IE2/ (EFF 1)						
200 V D/345 V Y	180-240 V D /310-415 V Y	200...275 V D/345...480 V Y	-----	400 V D		T 1
500 V D	450-550 V D	520...600 V D	-----	-----		T 5
230 V D/400 V Y	200-260 V D /350-450 V Y	230...290 V D/400...500 V Y	400 V D	-----		T 6
400 V D/690 V Y	350-450 V D /610-725 V Y	400...500 V D/690...725 V Y	-----	-----		T 7

4) Performance can different if standard motors are used.Please refer to corresponding data sheets.

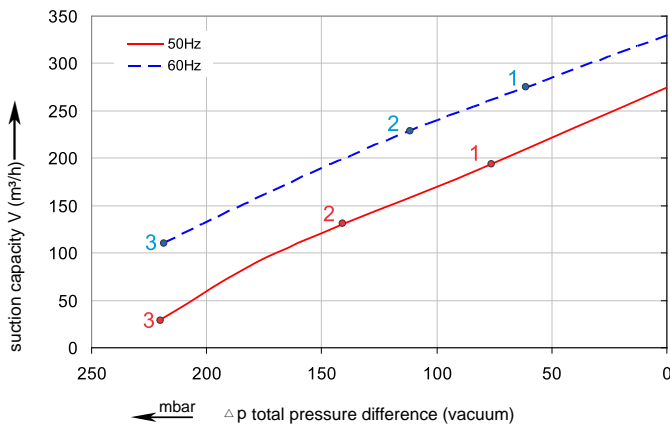


Data sheet 2RB 530

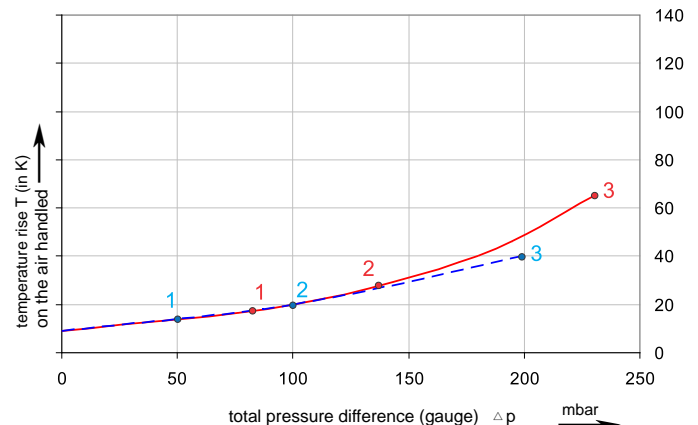
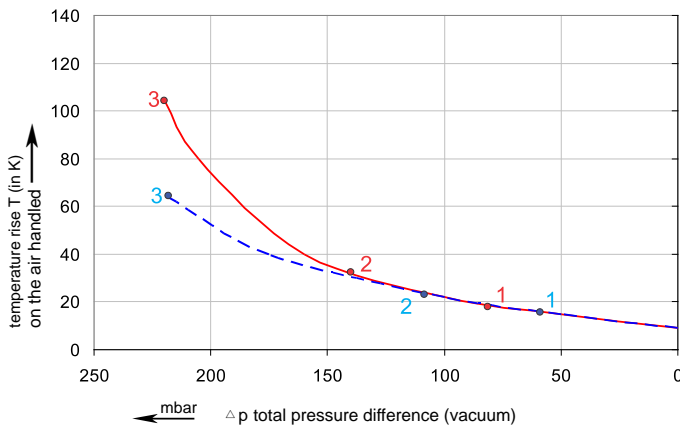
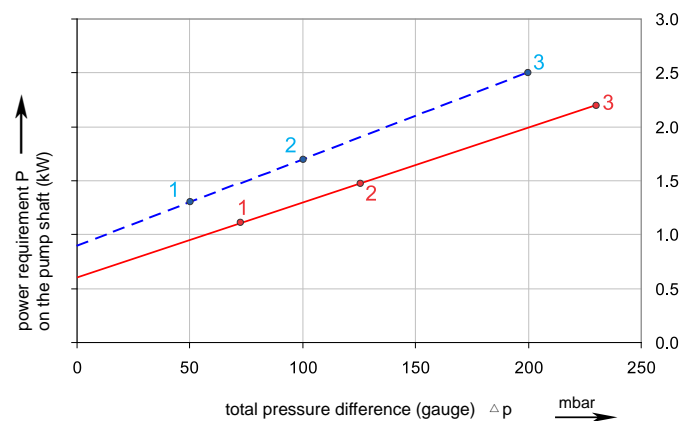
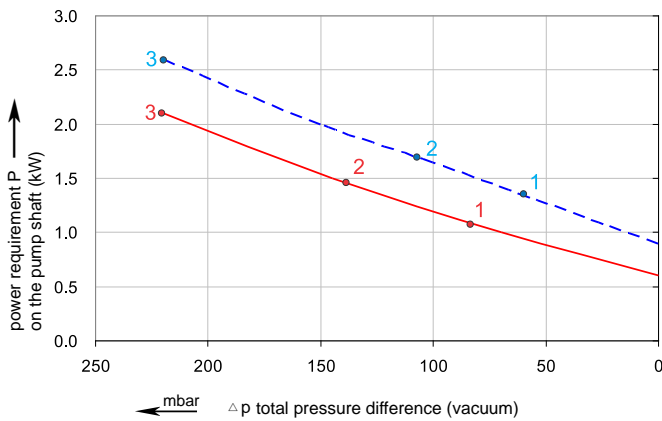
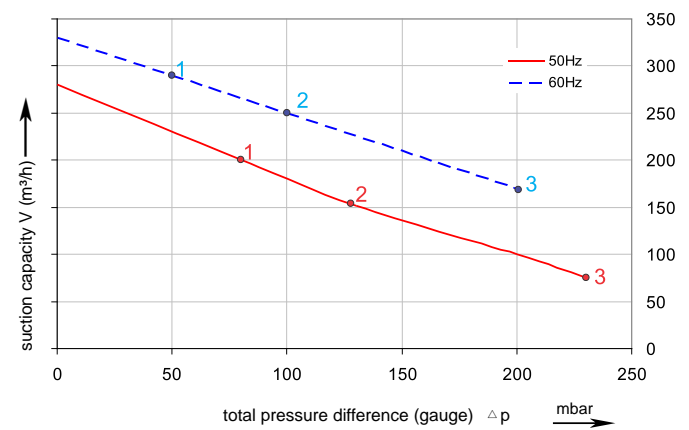
Side channel blower with IE2-motors



Performance curve for Vacuum pump



Performance curve for Compressor



The performance curves are based on air at a temperature of 15 °C and an atmospheric pressure of 1013 mbar with a tolerance of +/- 10 %.
The total pressure differences are valid for suction and ambient temperatures up to 25 °C.
For other conditions please confer with us.

Each G-BH type can be applied both as vacuum pump and compressor in continuous operation over the total stated performance curve range. The motors are available as standard for the input voltage range of 50 and 60 Hz and for protection category IP 55 as well as approved for UL and CSA.

Selection and ordering data

Type 2RB530

Curve No.	Order No.	Frequency	Rated power	Input voltage	Input current	Permissible total differential pressure ²⁾		Sound pressure level ³⁾	Weight ca.
						Vacuum mbar	Compressor mbar		
		Hz	kW	V	A			dB(A)	kg
3- 50/60 Hz IP55 insulation material class F ,UL 1004-1									
1	2RB530-7AT16	50	1.10	200 - 260 D / 350 - 450Y	4.35D/2.50Y	-80	80	65	21
		60	1.30	230 - 290D / 400 - 500Y	3.10D/2.60Y	-60	50	71	21
2	2RB530-7AT26	50	1.50	200 - 260 D / 350 - 450Y	5.70D/3.30Y	-140	130	65	22
		60	1.75	230 - 290D / 400 - 500Y	5.70D/3.30Y	-110	100	71	22
3	2RB530-7AT36	50	2.20	200 - 260 D / 350 - 450Y	8.20D/4.65Y	-220	230	65	26
		60	2.55	230 - 290D / 400 - 500Y	8.10D/4.65Y	-220	200	71	26

1) Relief valves available for limiting differential pressure.

2) Measuring surface sound pressure level acc. to EN ISO 3744, measured with an equivalent unit at a distance of 1 m. The pump is throttled to an average suction pressure, with piping connected, but no relief valves fitted, tolerance ± 3 dB(A).

3) Order number for suction port at the blower cover: 2RB530-7ET□□□

All 2RB fulfil the 2006/42/EC(machinery)and 2006/95/EC(low voltage) directives and the EN 60034-1 norm "Rotating electrical machines".


The motors comply with EN 60 034-1 / -2 /-30(IEC 60034) and thermal class F.

The voltage tolerance is $\pm 5\%$.

The frequency tolerance is $\pm 2\%$ maximum.

Other voltage ranges					
50 Hz	50 Hz Voltage range	60 Hz Voltage range	86 Hz (5000 rpm)	100 Hz (6000 rpm)	2RB...-7. □ . □
3~IE2/ (EFF 1)					
200 V D/345 V Y	180-240 V D /310-415 V Y	200...275 V D/345...480 V Y	-----	400 V D	T 1
500 V Y	450-550 V Y	520...600 V Y	-----	-----	T 3
230 V D/400 V Y	200-260 V D /350-450 V Y	230...290 V D/400...500 V Y	400 V D	-----	T 6
400 V D/690 V Y	350-450 V D /610-725 V Y	400...500 V D/690...725 V Y	-----	-----	T 7

4) Performance can different if standard motors are used. Please refer to corresponding data sheets.

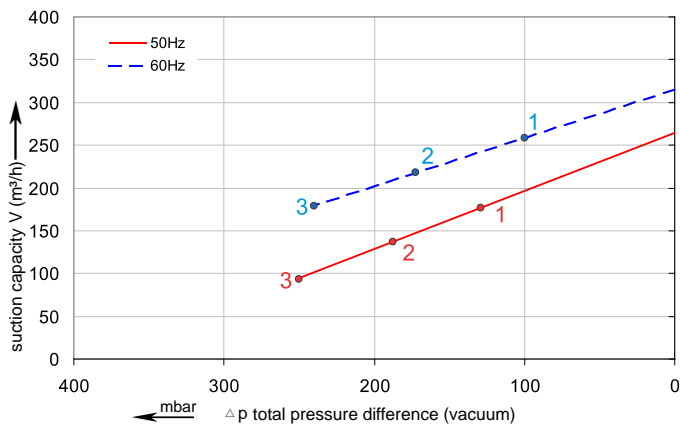


Data sheet 2RB 610

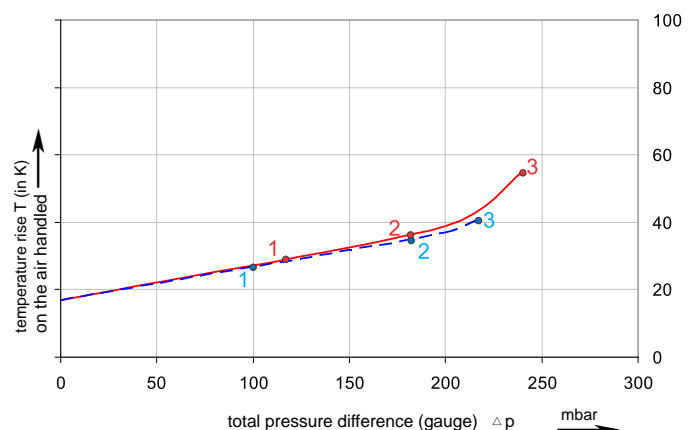
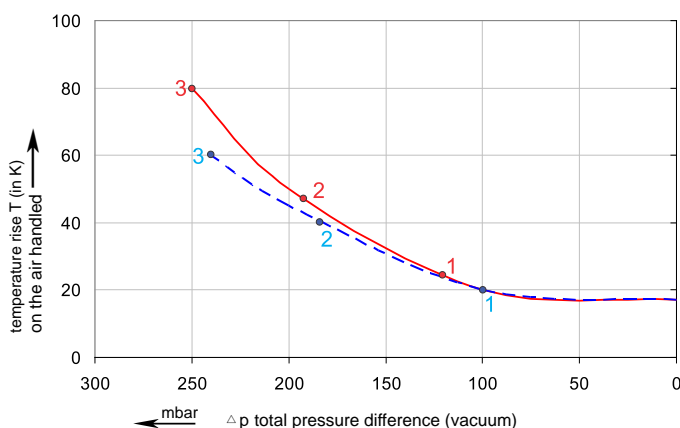
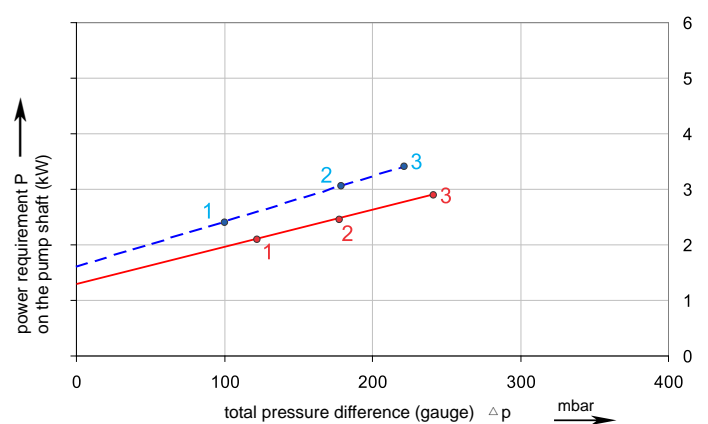
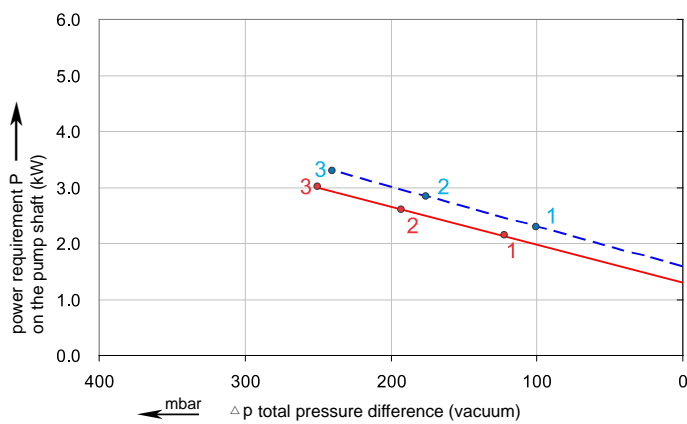
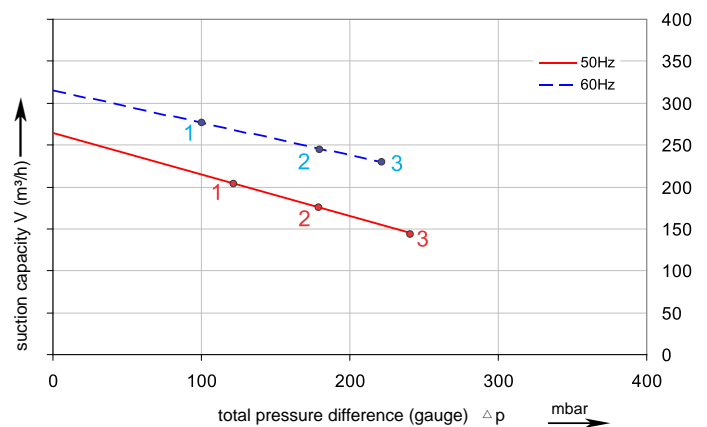
Side channel blower with IE2-motors



Performance curve for Vacuum pump



Performance curve for Compressor



The performance curves are based on air at a temperature of 15 °C and an atmospheric pressure of 1013 mbar with a tolerance of +/- 10 %.
The total pressure differences are valid for suction and ambient temperatures up to 25 °C.
For other conditions please confer with us.

Each G-BH type can be applied both as vacuum pump and compressor in continuous operation over the total stated performance curve range. The motors are available as standard for the input voltage range of 50 and 60 Hz and for protection category IP 55 as well as approved for UL and CSA.

Selection and ordering data

Type 2RB610

Curve No.	Order No.	Fre- quency	Rated power	Input voltage	Input current	Permissible total differential pressure ²⁾		Sound pressure level ³⁾	Weight ca.
						Vacuum mbar	Compressor mbar		
		Hz	kW	V	A			dB(A)	kg
3- 50/60 Hz IP55 isulation material class F ,UL 1004-1									
1	2RB610-7AT06	50	1.50	200 - 260 D / 350 - 450Y	5.70D/3.30Y	-120	120	69	26
		60	1.75	230 - 290D / 400 - 500Y	5.70D/3.30Y	-100	100	72	26
2	2RB610-7AT16	50	2.20	200 - 260 D / 350 - 450Y	8.10D/4.60Y	-190	180	69	29
		60	2.55	230 - 290D / 400 - 500Y	8.00D/4.60Y	-180	180	72	29
3	2RB610-7AT26	50	3.00	200 - 260 D / 350 - 450Y	11.4D/6.50Y	-250	240	69	34
		60	3.45	230 - 290D / 400 - 500Y	10.8D/6.20Y	-240	220	72	34

1) Relief valves available for limiting differential pressure.

2) Measuring surface sound pressure level acc. to EN ISO 3744, measured with an equivalent unit at a distance of 1 m. The pump is throttled to an average suction pressure, with piping connected, but no relief valves fitted, tolerance ± 3 dB(A).

All 2RB fulfil the 2006/42/EC(machinery)and 2006/95/EC(low voltage) directives and the EN 60034-1 norm "Rotating electrical machines".

The motors comply with EN 60 034-1 / -2 /-30(IEC 60034) and thermal class F.

The voltage tolerance is +/- 5%.

The frequency tolerance is +/- 2% maximum.

Other voltage ranges						
50 Hz	50 Hz Voltage range	60 Hz Voltage range	86 Hz (5000 rpm)	100 Hz (6000 rpm)	2RB...-7.	<input type="checkbox"/> <input type="checkbox"/>
3~IE2/ (EFF I)						
200 V D/345 V Y	180-240 V D /310-415 V Y	200...275 V D/345...480 V Y	-----	400 V D		T 1
500 V Y	450-550 V Y	520...600 V Y	-----	-----		T 3
500 V D	450-550 V D	520...600 V D	-----	-----		T 5
230 V D/400 V Y	200-260 V D /350-450 V Y	230...290 V D/400...500 V Y	400 V D	-----		T 6
400 V D/690 V Y	350-450 V D /610-725 V Y	400...500 V D/690...725 V Y	-----	-----		T 7

4) Performance can different if standard motors are used. Please refer to corresponding data sheets.

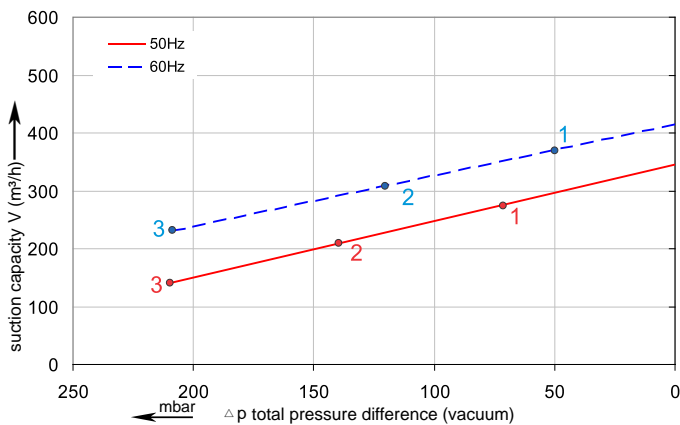


Data sheet 2RB 630

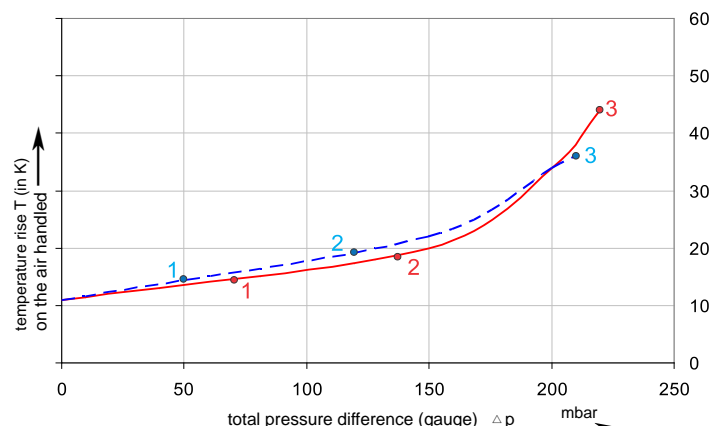
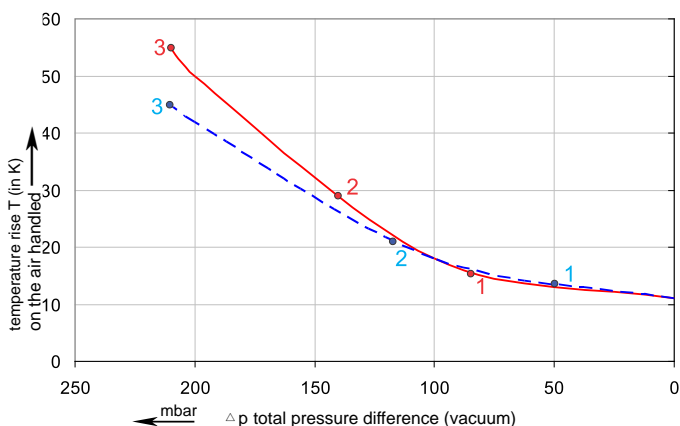
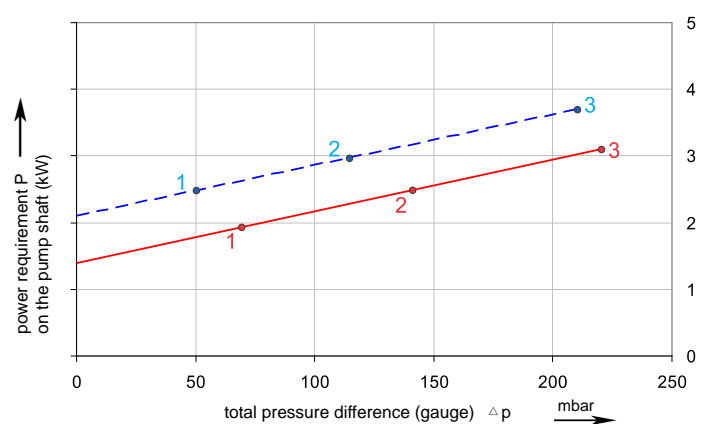
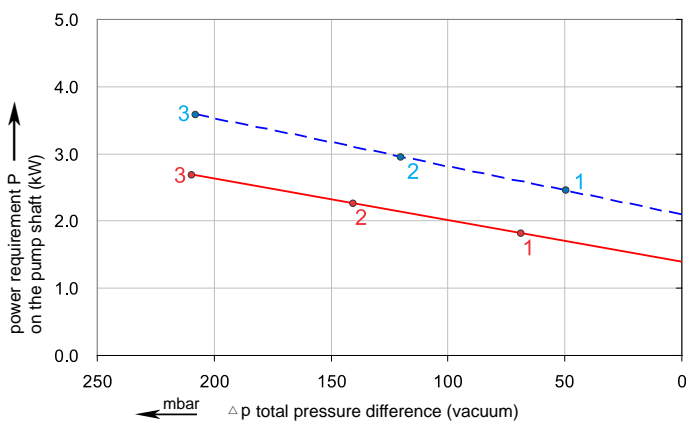
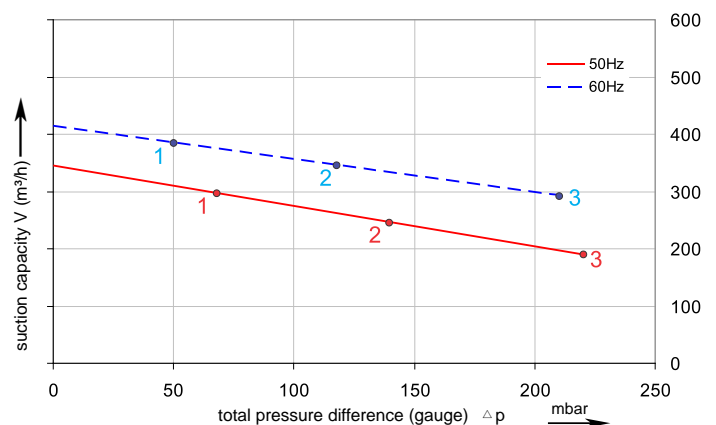
Side channel blower with IE2-motors



Performance curve for Vacuum pump



Performance curve for Compressor



The performance curves are based on air at a temperature of 15 °C and an atmospheric pressure of 1013 mbar with a tolerance of +/- 10%. The total pressure differences are valid for suction and ambient temperatures up to 25 °C. For other conditions please confer with us.

Each G-BH type can be applied both as vacuum pump and compressor in continuous operation over the total stated performance curve range. The motors are available as standard for the input voltage range of 50 and 60 Hz and for protection category IP 55 as well as approved for UL and CSA.

Selection and ordering data

Type 2RB630

Curve No.	Order No.	Fre- quency	Rated power	Input voltage	Input current	Permissible total differential pressure ²⁾		Sound pressure level ³⁾	Weight ca.
		Hz	kW	V	A	Vacuum mbar	Compressor mbar	dB(A)	kg
3- 50/60 Hz IP55 isulation material class F ,UL 1004-1									
1	2RB630-7AT06	50	1.50	200 - 260 D / 350 - 450Y	5.70D/3.30Y	-70	70	69	26
		60	1.75	230 - 290D / 400 - 500Y	5.70D/3.30Y	-50	50	72	26
2	2RB630-7AT16	50	2.20	200 - 260 D / 350 - 450Y	8.10D/4.60Y	-140	140	69	29
		60	2.55	230 - 290D / 400 - 500Y	8.00D/4.60Y	-120	120	72	29
3	2RB630-7AT26	50	3.00	200 - 260 D / 350 - 450Y	11.4D/6.50Y	-210	250	69	34
		60	3.45	230 - 290D / 400 - 500Y	10.8D/6.20Y	-210	210	72	34

1) Relief valves available for limiting differential pressure.

2) Measuring surface sound pressure level acc. to EN ISO 3744, measured with an equivalent unit at a distance of 1 m. The pump is throttled to an average suction pressure, with piping connected, but no relief valves fitted, tolerance ± 3 dB(A).

All 2RB fulfil the 2006/42/EC(machinery)and 2006/95/EC(low voltage) directives and the EN 60034-1 norm "Rotating electrical machines".

The motors comply with EN 60 034-1 / -2 /-30(IEC 60034) and thermal class F.

The voltage tolerance is +/- 5%.

The frequency tolerance is +/- 2% maximum.

Other voltage ranges						
50 Hz	50 Hz Voltage range	60 Hz Voltage range	86 Hz (5000 rpm)	100 Hz (6000 rpm)	2RB...-7.	<input type="checkbox"/> <input type="checkbox"/>
3~IE2/ (EFF I)						
200 V D/345 V Y	180-240 V D /310-415 V Y	200...275 V D/345...480 V Y	-----	400 V D		T 1
500 V Y	450-550 V Y	520...600 V Y	-----	-----		T 3
500 V D	450-550 V D	520...600 V D	-----	-----		T 5
230 V D/400 V Y	200-260 V D /350-450 V Y	230...290 V D/400...500 V Y	400 V D	-----		T 6
400 V D/690 V Y	350-450 V D /610-725 V Y	400...500 V D/690...725 V Y	-----	-----		T 7

4) Performance can different if standard motors are used. Please refer to corresponding data sheets.

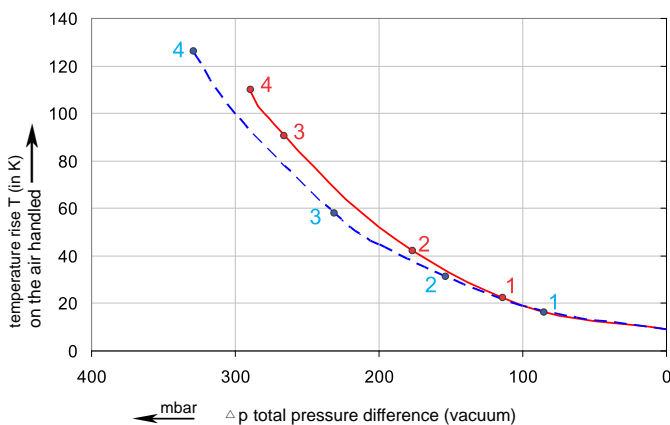
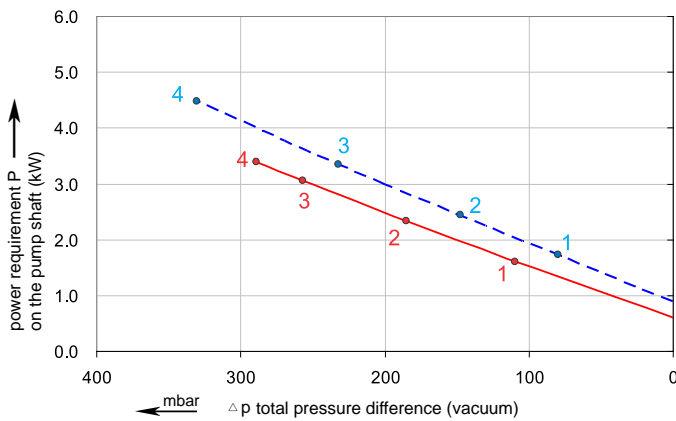
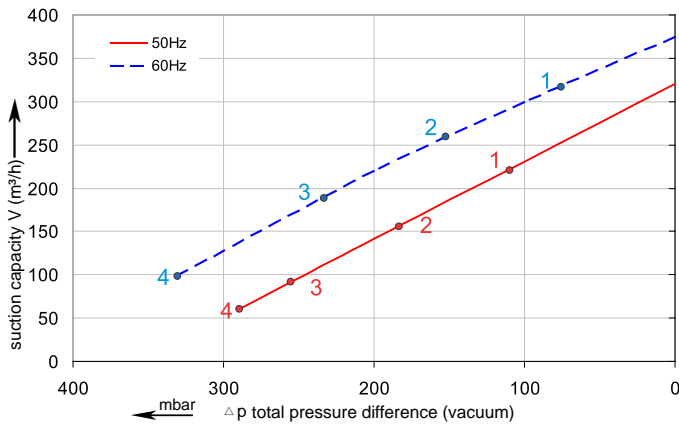


Data sheet 2RB 710

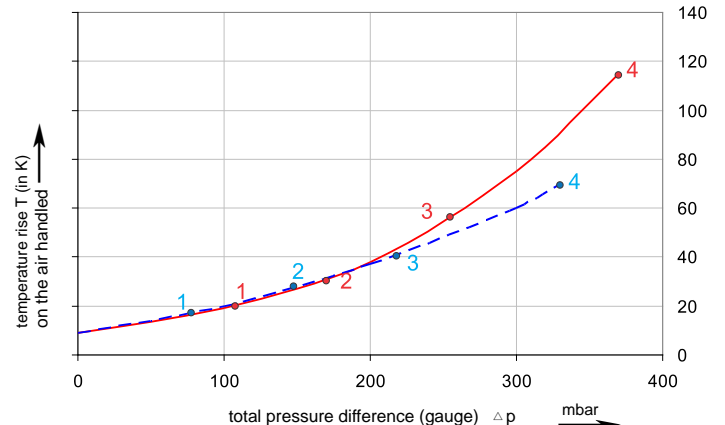
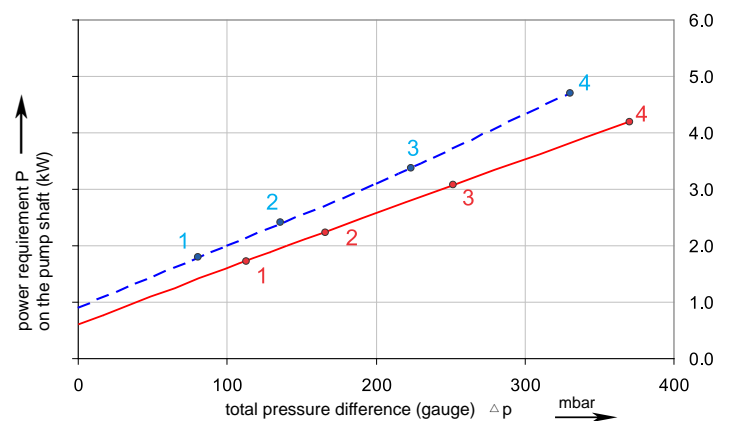
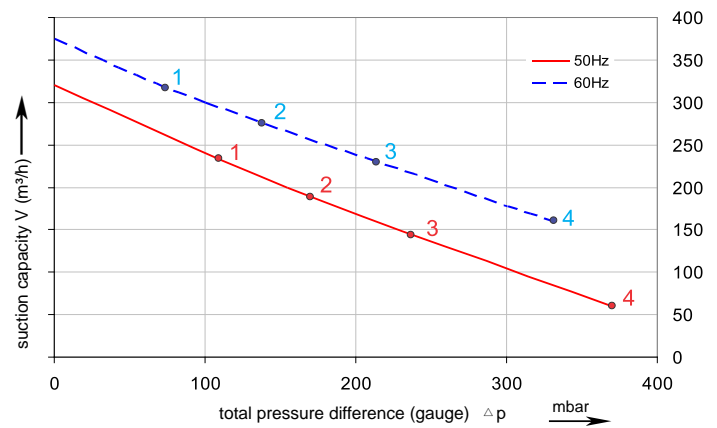
Side channel blower with IE2-motors



Performance curve for Vacuum pump



Performance curve for Compressor



The performance curves are based on air at a temperature of 15 °C and an atmospheric pressure of 1013 mbar with a tolerance of +/- 10 %.
The total pressure differences are valid for suction and ambient temperatures up to 25 °C.
For other conditions please confer with us.

Each G-BH type can be applied both as vacuum pump and compressor in continuous operation over the total stated performance curve range. The motors are available as standard for the input voltage range of 50 and 60 Hz and for protection category IP 55 as well as approved for UL and CSA.

Selection and ordering data

Type 2RB710

Curve No.	Order No.	Fre- quency	Rated power	Input voltage	Input current	Permissible total differential pressure ²⁾		Sound pressure level ³⁾	Weight ca.
		Hz	kW	V	A	Vacuum mbar	Compressor mbar	dB(A)	kg
3- 50/60 Hz IP55 isulation material class F ,UL 1004-1									
1	2RB710-7AT06	50	1.50	200 - 260 D / 350 - 450Y	5.70D/3.30Y	-110	110	69	26
		60	1.75	230 - 290D / 400 - 500Y	5.70D/3.30Y	-80	80	72	26
2	2RB710-7AT16	50	2.20	200 - 260 D / 350 - 450Y	8.10D/4.60Y	-180	170	69	29
		60	2.55	230 - 290D / 400 - 500Y	8.00D/4.60Y	-150	140	72	29
3	2RB710-7AT26	50	3.00	200 - 260 D / 350 - 450Y	11.4D/6.50Y	-260	250	69	34
		60	3.45	230 - 290D / 400 - 500Y	10.8D/6.20Y	-230	220	72	34
4	2RB710-7AT37	50	4.00	350 - 450 D / 610 - 725Y	8.40D/4.80Y	-290	270	69	42
		60	4.60	400 - 500D / 690 - 725Y	8.20D/4.70Y	-330	330	72	42

1) Relief valves available for limiting differential pressure.

2) Measuring surface sound pressure level acc. to EN ISO 3744, measured with an equivalent unit at a distance of 1 m. The pump is throttled to an average suction pressure, with piping connected, but no relief valves fitted, tolerance ± 3 dB(A).

All 2RB fulfil the 2006/42/EC(machinery)and 2006/95/EC(low voltage) directives and the EN 60034-1 norm "Rotating electrical machines".

The motors comply with EN 60 034-1 / -2 /-30(IEC 60034) and thermal class F.

The voltage tolerance is +/- 5%.

The frequency tolerance is +/- 2% maximum.

Other voltage ranges						
50 Hz	50 Hz Voltage range	60 Hz Voltage range	86 Hz (5000 rpm)	100 Hz (6000 rpm)	2RB...-7.	<input type="checkbox"/> <input type="checkbox"/>
3~IE2/ (EFF)						
200 V D/345 V Y	180-240 V D /310-415 V Y	200...275 V D/345...480 V Y	-----	400 V D		T 1
500 V Y	450-550 V Y	520...600 V Y	-----	-----		T 3
500 V D	450-550 V D	520...600 V D	-----	-----		T 5
230 V D/400 V Y	200-260 V D /350-450 V Y	230...290 V D/400...500 V Y	400 V D	-----		T 6
400 V D/690 V Y	350-450 V D /610-725 V Y	400...500 V D/690...725 V Y	-----	-----		T 7

4) Performance can different if standard motors are used. Please refer to corresponding data sheets.

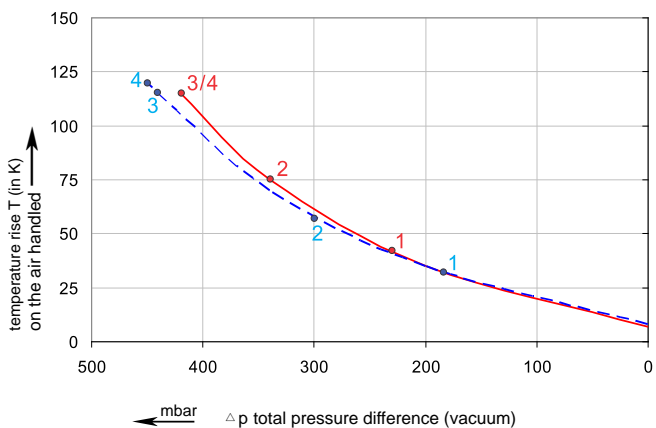
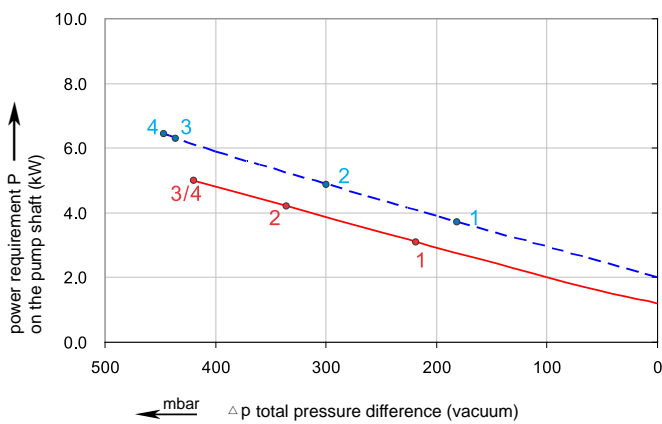
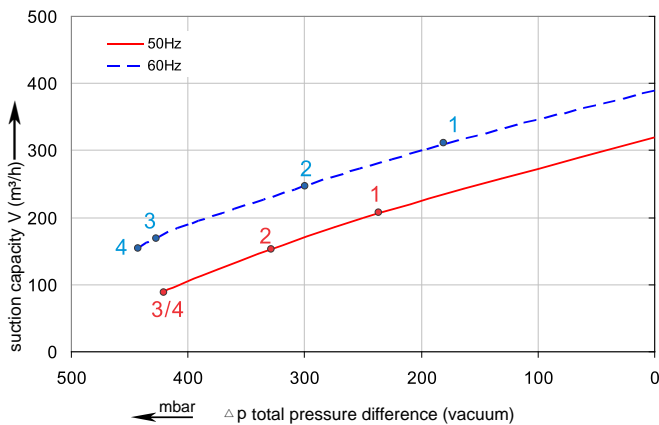


Data sheet 2RB 720

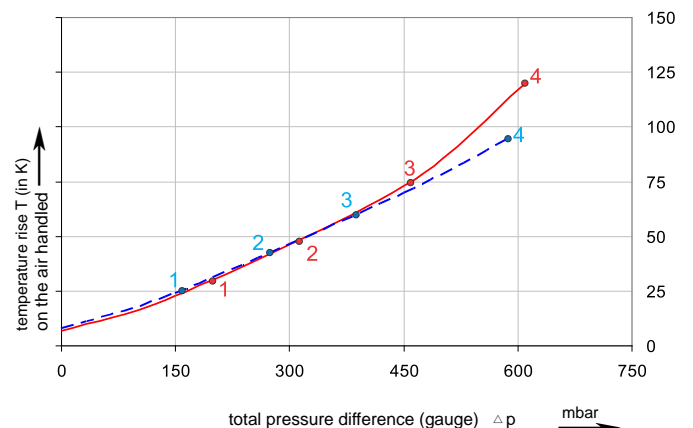
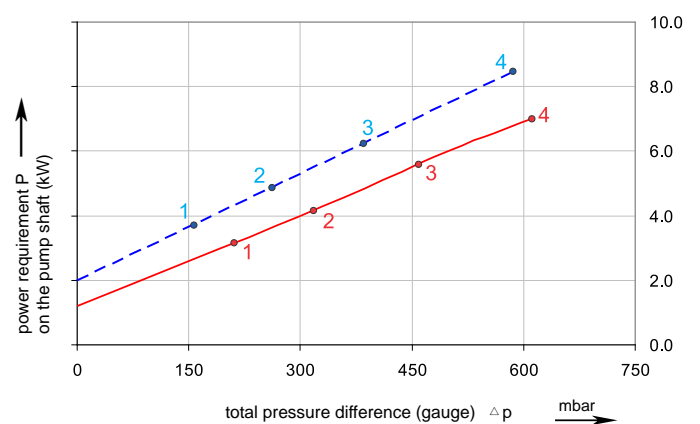
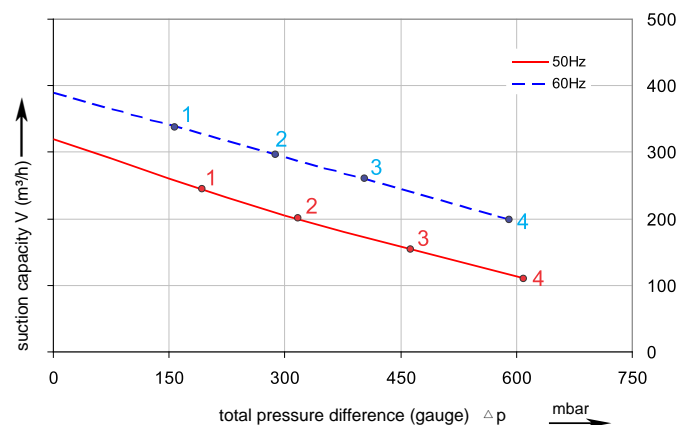
Side channel blower with IE2-motors



Performance curve for Vacuum pump



Performance curve for Compressor



The performance curves are based on air at a temperature of 15 °C and an atmospheric pressure of 1013 mbar with a tolerance of +/- 10 %.
The total pressure differences are valid for suction and ambient temperatures up to 25 °C.
For other conditions please confer with us.

Each G-BH type can be applied both as vacuum pump and compressor in continuous operation over the total stated performance curve range. The motors are available as standard for the input voltage range of 50 and 60 Hz and for protection category IP 55 as well as approved for UL and CSA.

Selection and ordering data

Type 2RB720

Curve No.	Order No.	Fre- quency	Rated power	Input voltage	Input current	Permissible total differential pressure ²⁾		Sound pressure level ³⁾	Weight ca.
		Hz	kW	V	A	Vacuum mbar	Compressor mbar	dB(A)	kg
3- 50/60 Hz IP55 isulation material class F ,UL 1004-1									
1	2RB720-7HT26	50	3.00	200 - 260 D / 350 - 450Y	11.4D/6.50Y	-230	210	73	47
		60	3.45	230 - 290D / 400 - 500Y	10.8D/6.20Y	-180	160	75	47
2	2RB720-7HT37	50	4.00	350 - 450 D / 610 - 725 Y	8.40D/4.80Y	-340	320	73	53
		60	4.60	400 - 500 D / 690 - 725 Y	8.20D/4.70Y	-300	270	75	53
3	2RB720-7HT47	50	5.50	350 - 450 D / 610 - 725 Y	11.1D/6.40Y	-420	460	73	70
		60	6.30	400 - 500 D / 690 - 725 Y	11.0D/6.40Y	-440	390	75	70
4	2RB720-7HT57	50	7.50	350 - 450 D / 610 - 725 Y	15.0D/8.70Y	-420	610	73	77
		60	8.60	400 - 500 D / 690 - 725 Y	15.1D/8.80Y	-450	590	75	77

1) Relief valves available for limiting differential pressure.

2) Measuring surface sound pressure level acc. to EN ISO 3744, measured with an equivalent unit at a distance of 1 m. The pump is throttled to an average suction pressure, with piping connected, but no relief valves fitted, tolerance ± 3 dB(A).

All 2RB fulfil the 2006/42/EC(machinery)and 2006/95/EC(low voltage) directives and the EN 60034-1 norm "Rotating electrical machines".

The motors comply with EN 60 034-1 / -2 /-30(IEC 60034) and thermal class F.

The voltage tolerance is +/- 5%.

The frequency tolerance is +/- 2% maximum.

Other voltage ranges					
50 Hz	50 Hz Voltage range	60 Hz Voltage range	86 Hz (5000 rpm)	100 Hz (6000 rpm)	2RB...-7. <input type="checkbox"/> <input type="checkbox"/>
3~IE2/ (EFF1)					
200 V D/345 V Y 500 V D	180-240 V D /310-415 V Y 450-550 V D	200...275 V D/345...480 V Y 520...600 V Y	----- -----	400 V D -----	T T
230 V D/400 V Y 400 V D/690 V Y	200-260 V D /350-450 V Y 350-450 V D /610-725 V Y	230...290 V D/400...500 V Y 400...500 V D/690...725 V Y	400 V D -----	----- -----	T T
					1 5 6 7

4) Performance can different if standard motors are used.Please refer to corresponding data sheets.

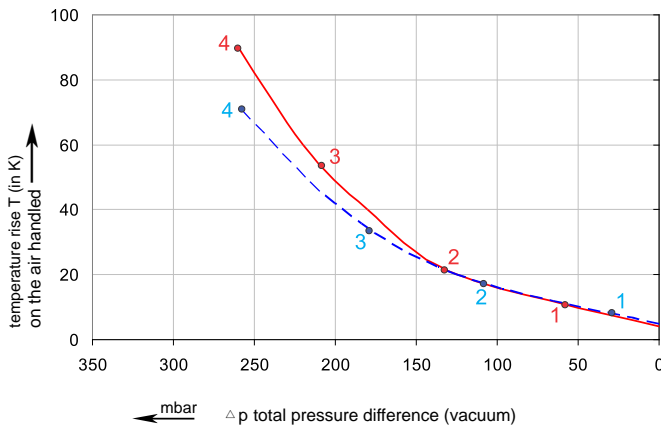
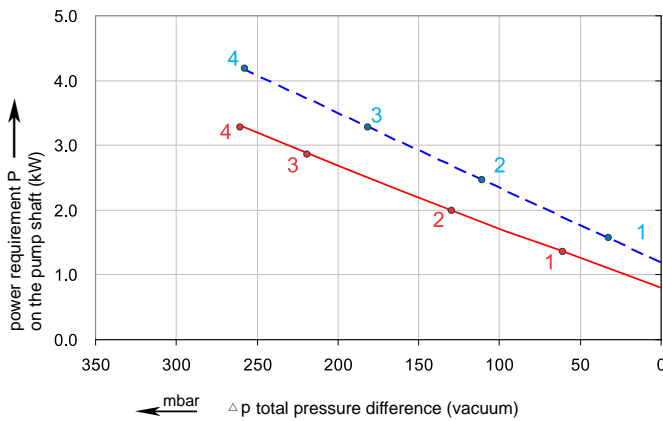
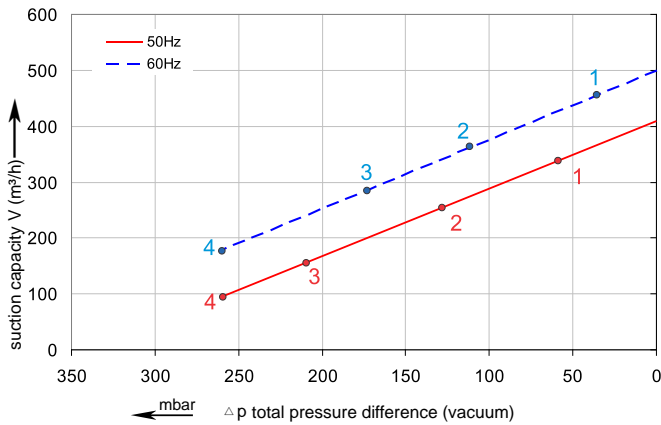


Data sheet 2RB 730

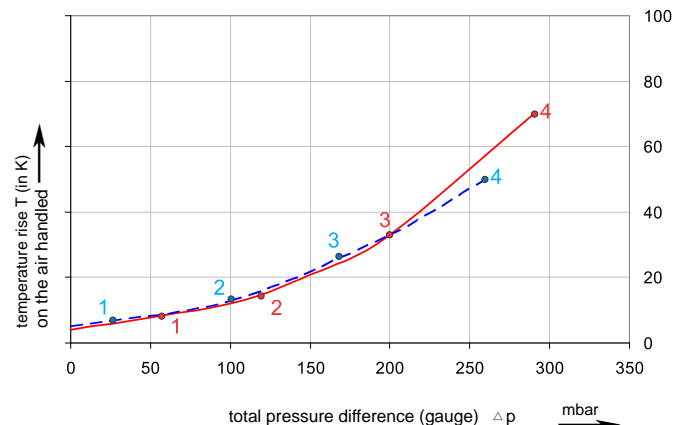
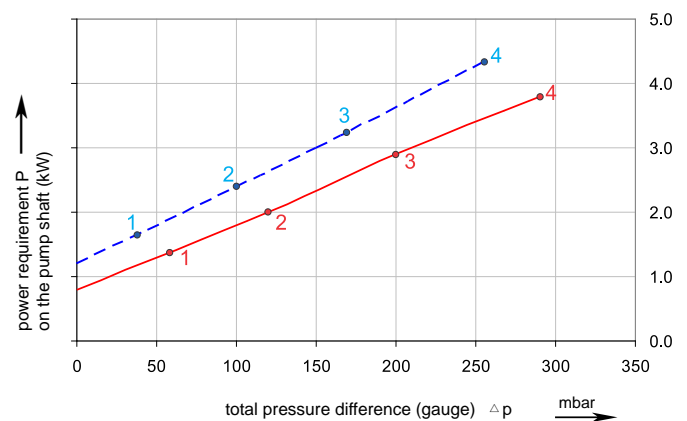
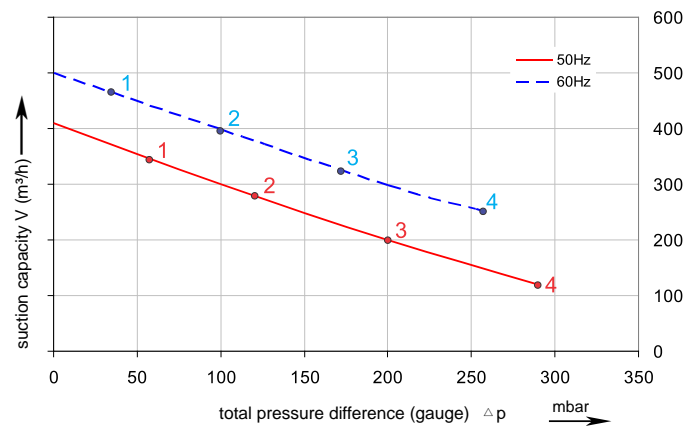
Side channel blower with IE2-motors



Performance curve for Vacuum pump



Performance curve for Compressor



The performance curves are based on air at a temperature of 15 °C and an atmospheric pressure of 1013 mbar with a tolerance of +/- 10 %.
The total pressure differences are valid for suction and ambient temperatures up to 25 °C.
For other conditions please confer with us.

Each G-BH type can be applied both as vacuum pump and compressor in continuous operation over the total stated performance curve range. The motors are available as standard for the input voltage range of 50 and 60 Hz and for protection category IP 55 as well as approved for UL and CSA.

Selection and ordering data

Type 2RB730

Curve No.	Order No.	Frequency	Rated power	Input voltage	Input current	Permissible total differential pressure 2)		Sound pressure level 3)	Weight ca.
						Vacuum mbar	Compressor mbar		
		Hz	kW	V	A			dB(A)	kg
3- 50/60 Hz IP55 isulation material class F ,UL 1004-1									
1	2RB730-7AT06	50	1.50	200 - 260 D / 350 - 450Y	5.70D/3.30Y	-60	60	70	26
		60	1.75	230 - 290D / 400 - 500Y	5.70D/3.30Y	-30	30	73	26
2	2RB730-7AT16	50	2.20	200 - 260 D / 350 - 450Y	8.10D/4.60Y	-130	120	70	29
		60	2.55	230 - 290D / 400 - 500Y	8.00D/4.60Y	-110	100	73	29
3	2RB730-7AT26	50	3.00	200 - 260 D / 350 - 450Y	11.4D/6.50Y	-210	200	70	34
		60	3.45	230 - 290D / 400 - 500Y	10.8D/6.20Y	-180	170	73	34
4	2RB730-7AT37	50	4.00	350 - 450 D / 610 - 725 Y	8.40D/4.80Y	-260	290	70	42
		60	4.60	400 - 500 D / 690 - 725 Y	8.20D/4.70Y	-260	260	73	42

1) Relief valves available for limiting differential pressure.

2) Measuring surface sound pressure level acc. to EN ISO 3744, measured with an equivalent unit at a distance of 1 m. The pump is throttled to an average suction pressure, with piping connected, but no relief valves fitted, tolerance ± 3 dB(A).

3) Order number for suction port at the blower cover: 2RB730-7ET□□□

All 2RB fulfil the 2006/42/EC(machinery)and 2006/95/EC(low voltage) directives and the EN 60034-1 norm "Rotating electrical machines".

The motors comply with EN 60 034-1 / -2 /-30(IEC 60034) and thermal class F.

The voltage tolerance is +/- 5%.

The frequency tolerance is +/- 2% maximum.

Other voltage ranges						
50 Hz	50 Hz Voltage range	60 Hz Voltage range	86 Hz (5000 rpm)	100 Hz (6000 rpm)	2RB...-7.	□ □
3~IE2/ (EFF I)						
200 V D/345 V Y	180-240 V D /310-415 V Y	200...275 V D/345...480 V Y	-----	400 V D		T 1
500 V Y	450-550 V Y	520...600 V Y	-----	-----		T 3
500 V D	450-550 V D	520...600 V D	-----	-----		T 5
230 V D/400 V Y	200-260 V D /350-450 V Y	230...290 V D/400...500 V Y	400 V D	-----		T 6
400 V D/690 V Y	350-450 V D /610-725 V Y	400...500 V D/690...725 V Y	-----	-----		T 7

4) Performance can different if standard motors are used. Please refer to corresponding data sheets.

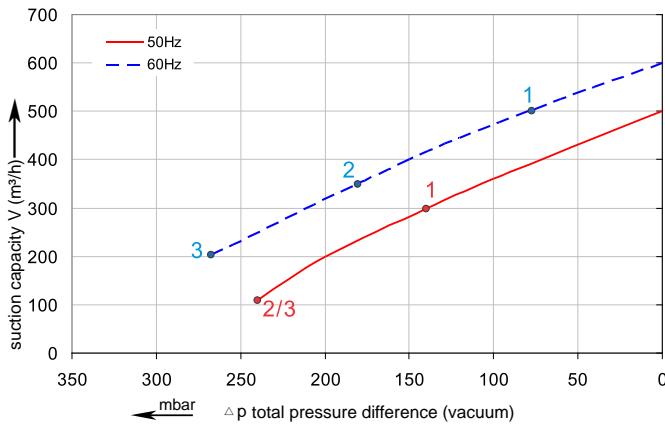


Data sheet 2RB 740

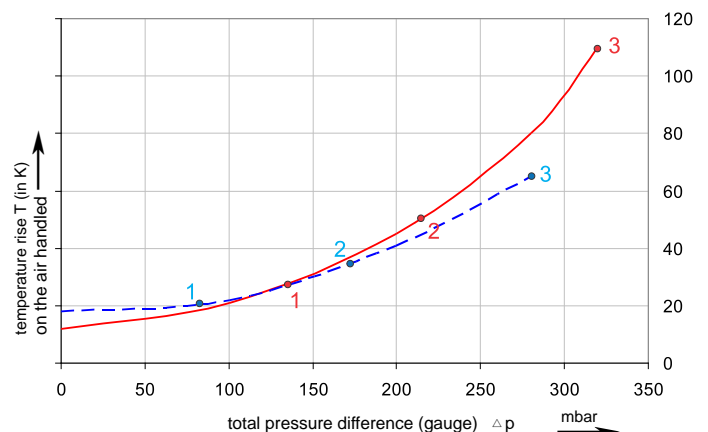
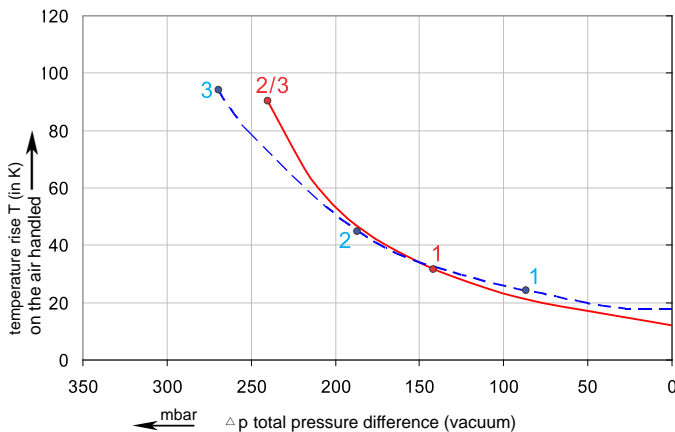
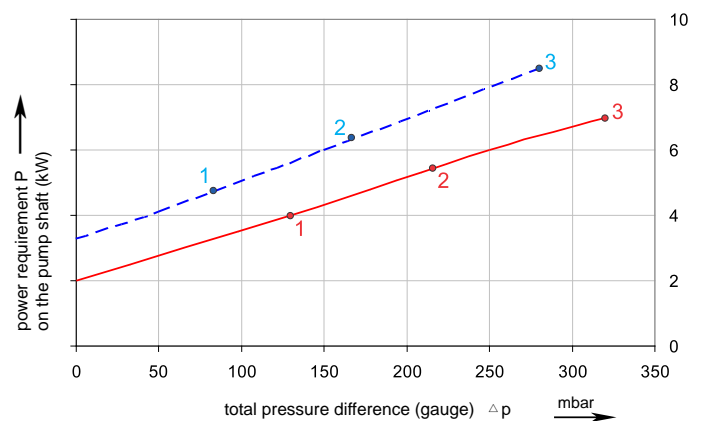
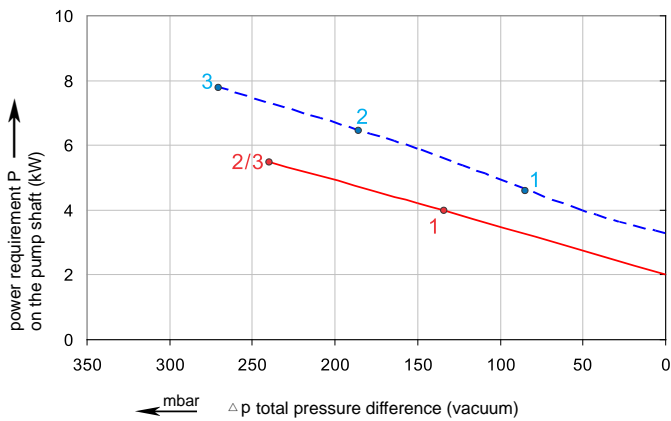
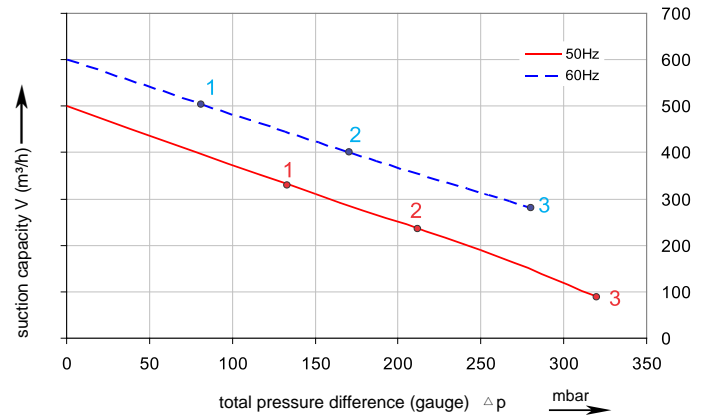
Side channel blower with IE2-motors



Performance curve for Vacuum pump



Performance curve for Compressor



The performance curves are based on air at a temperature of 15 °C and an atmospheric pressure of 1013 mbar with a tolerance of +/- 10 %.
The total pressure differences are valid for suction and ambient temperatures up to 25 °C.
For other conditions please confer with us.

Each G-BH type can be applied both as vacuum pump and compressor in continuous operation over the total stated performance curve range. The motors are available as standard for the input voltage range of 50 and 60 Hz and for protection category IP 55 as well as approved for UL and CSA.

Selection and ordering data

Type 2RB740

Curve No.	Order No.	Fre- quency	Rated power	Input voltage	Input current	Permissible total differential pressure ²⁾		Sound pressure level ³⁾	Weight ca.
		Hz	kW	V	A	Vacuum mbar	Compressor mbar	dB(A)	kg
3- 50/60 Hz IP55 isulation material class F ,UL 1004-1									
1	2RB740-7GT37	50	4.00	350 - 450 D / 610 - 725 Y	8.40D/4.80Y	-140	130	74	53
		60	4.60	400 - 500 D / 690 - 725 Y	8.20D/4.70Y	-80	80	78	53
2	2RB740-7GT47	50	5.50	350 - 450 D / 610 - 725 Y	11.1D/6.40Y	-240	220	74	73
		60	6.30	400 - 500 D / 690 - 725 Y	11.0D/6.40Y	-180	170	78	73
3	2RB740-7GT57	50	7.50	350 - 450 D / 610 - 725 Y	15.0D/8.70Y	-240	320	74	86
		60	8.60	400 - 500 D / 690 - 725 Y	15.1D/8.80Y	-270	280	78	86

1) Relief valves available for limiting differential pressure.

2) Measuring surface sound pressure level acc. to EN ISO 3744, measured with an equivalent unit at a distance of 1 m. The pump is throttled to an average suction pressure, with piping connected, but no relief valves fitted, tolerance ± 3 dB(A).

All 2RB fulfil the 2006/42/EC(machinery)and 2006/95/EC(low voltage) directives and the EN 60034-1 norm "Rotating electrical machines".

The motors comply with EN 60 034-1 / -2 /-30(IEC 60034) and thermal class F.

The voltage tolerance is $\pm 5\%$.

The frequency tolerance is $\pm 2\%$ maximum.

Other voltage ranges						
50 Hz	50 Hz Voltage range	60 Hz Voltage range	86 Hz (5000 rpm)	100 Hz (6000 rpm)	2RB...-7.	<input type="checkbox"/>
3~IE2/ (EFF I)						
200 V D/345 V Y	180-240 V D /310-415 V Y	200...275 V D/345...480 V Y	-----	400 V D		T 1
500 V D	450-550 V D	520...600 V D	-----	-----		T 5
230 V D/400 V Y	200-260 V D /350-450 V Y	230...290 V D/400...500 V Y	400 V D	-----		T 6
400 V D/690 V Y	350-450 V D /610-725 V Y	400...500 V D/690...725 V Y	-----	-----		T 7

4) Performance can different if standard motors are used.Please refer to corresponding data sheets.

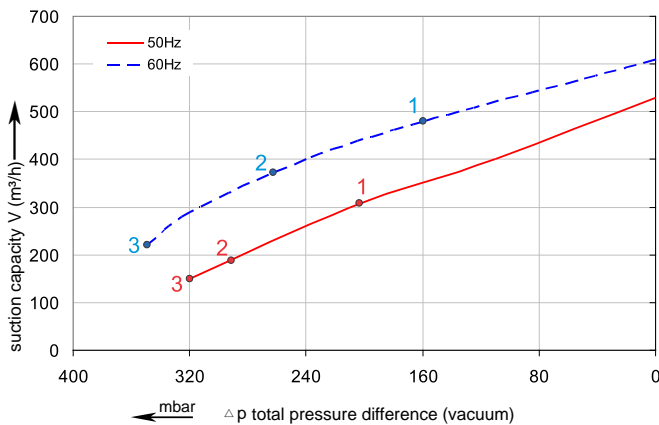


Data sheet 2RB 810

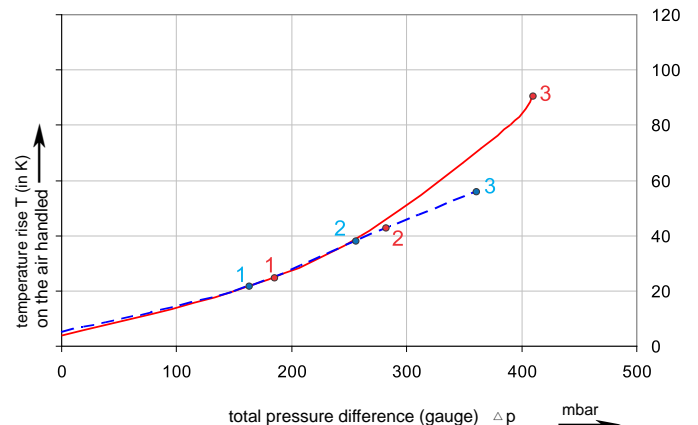
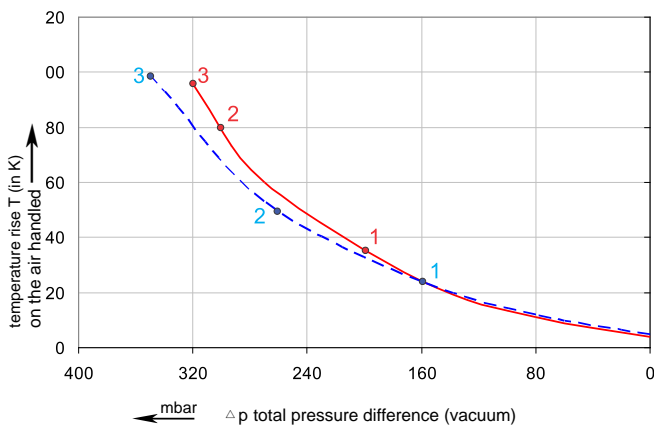
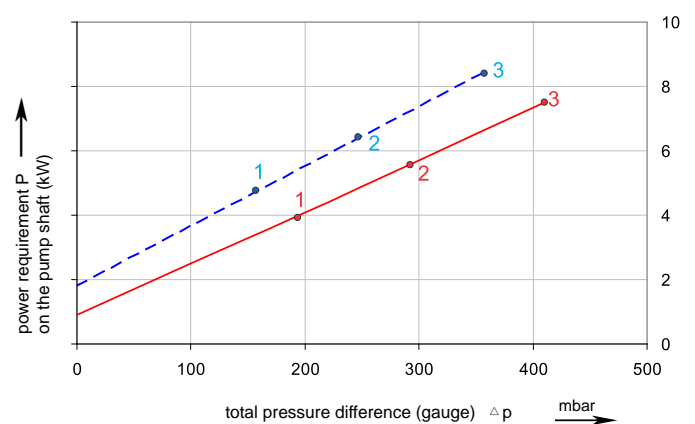
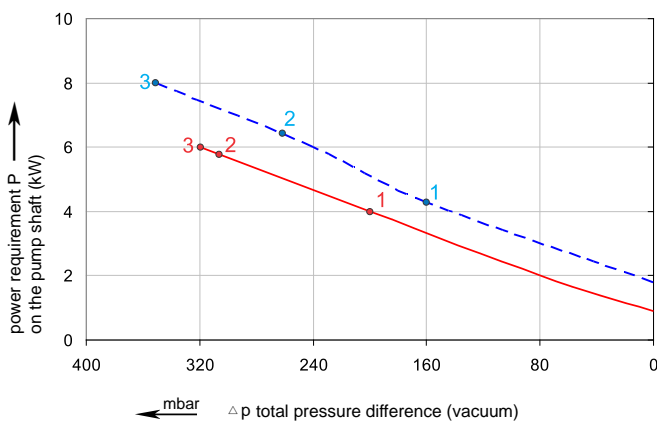
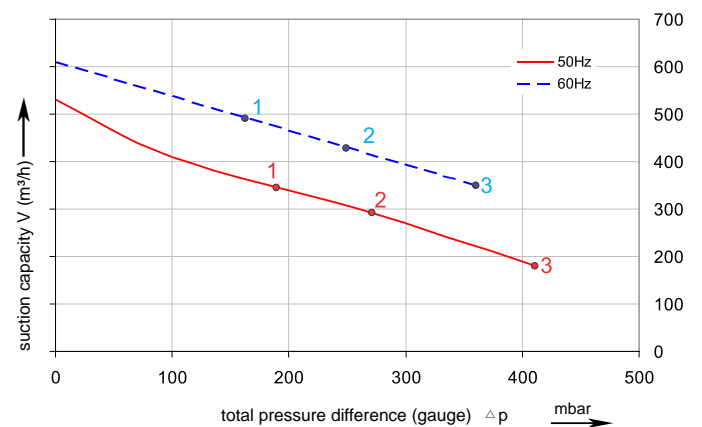
Side channel blower with IE2-motors



Performance curve for Vacuum pump



Performance curve for Compressor



The performance curves are based on air at a temperature of 15 °C and an atmospheric pressure of 1013 mbar with a tolerance of +/- 10 %.
The total pressure differences are valid for suction and ambient temperatures up to 25 °C.
For other conditions please confer with us.

Each G-BH type can be applied both as vacuum pump and compressor in continuous operation over the total stated performance curve range. The motors are available as standard for the input voltage range of 50 and 60 Hz and for protection category IP 55 as well as approved for UL and CSA.

Selection and ordering data

Type 2RB810

Curve No.	Order No.	Frequency	Rated power	Input voltage	Input current	Permissible total differential pressure 2)		Sound pressure level 3)	Weight ca.
						Vacuum mbar	Compressor mbar		
		Hz	kW	V	A			dB(A)	kg
3~ 50/60 Hz IP55 insulation material class F ,UL 1004-1									
1	2RB810-7AT07	50	4.00	350 - 450 D / 610 - 725 Y	8.40D/4.80Y	-200	190	70	112
		60	4.60	400 - 500 D / 690 - 725 Y	8.20D/4.70Y	-160	160	74	112
2	2RB810-7AT17	50	5.50	350 - 450 D / 610 - 725 Y	11.1D/6.40Y	-300	280	70	126
		60	6.30	400 - 500 D / 690 - 725 Y	11.0D/6.40Y	-260	250	74	126
3	2RB810-7AT27	50	7.50	350 - 450 D / 610 - 725 Y	15.1D/8.70Y	-320	410	70	128
		60	8.60	400 - 500 D / 690 - 725 Y	15.3D/8.90Y	-350	360	74	128

1) Relief valves available for limiting differential pressure.

2) Measuring surface sound pressure level acc. to EN ISO 3744, measured with an equivalent unit at a distance of 1 m. The pump is throttled to an average suction pressure, with piping connected, but no relief valves fitted, tolerance ± 3 dB(A).

All 2RB fulfil the 2006/42/EC(machinery)and 2006/95/EC(low voltage) directives and the EN 60034-1 norm "Rotating electrical machines".

The motors comply with EN 60 034-1 / -2 /-30(IEC 60034) and thermal class F.

The voltage tolerance is $\pm 5\%$.

The frequency tolerance is $\pm 2\%$ maximum.

Other voltage ranges									
50 Hz	50 Hz Voltage range	60 Hz Voltage range	86 Hz (5000 rpm)		2RB...-7.	<input type="checkbox"/>	<input type="checkbox"/>	<input type="checkbox"/>	<input type="checkbox"/>
3~IE2/ (EFF 1)									
200 V D/345 V Y	180-240 V D /310-415 V Y	200...275 V D/345...480 V Y	-----					T	1
500 V D	450-550 V D	520...600 V D	-----					T	5
230 V D/400 V Y	200-260 V D /350-450 V Y	230...290 V D/400...500 V Y	400 V D					T	6
400 V D/690 V Y	350-450 V D /610-725 V Y	400...500 V D/690...725 V Y	-----					T	7

4) Performance can differ if standard motors are used. Please refer to corresponding data sheets.



Changes in particular the quoted performance curve, datas and weights without prior notice. The figures are without obligations.

DYNAPUMPS

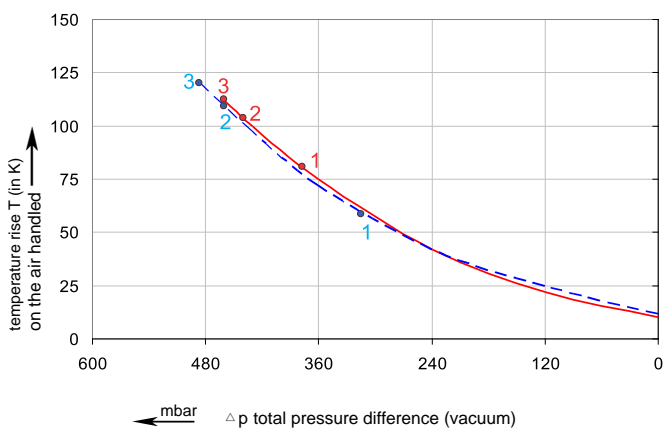
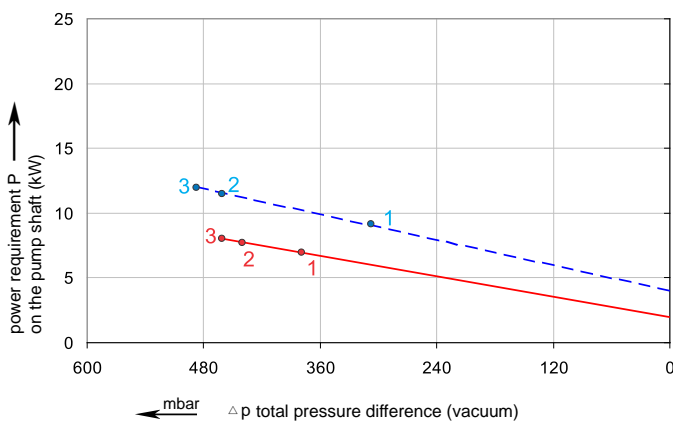
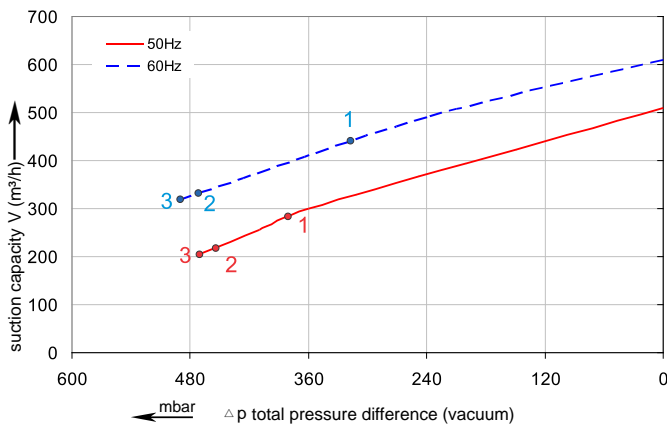
DYNAPUMPS Sydney-Melbourne-Brisbane-Perth
Phone: 1300 788 579
E-mail:sales@dynamumps.com.au

Data sheet 2RB 820

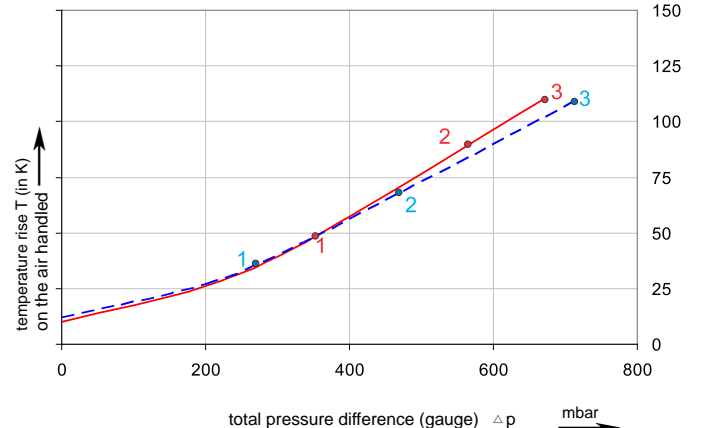
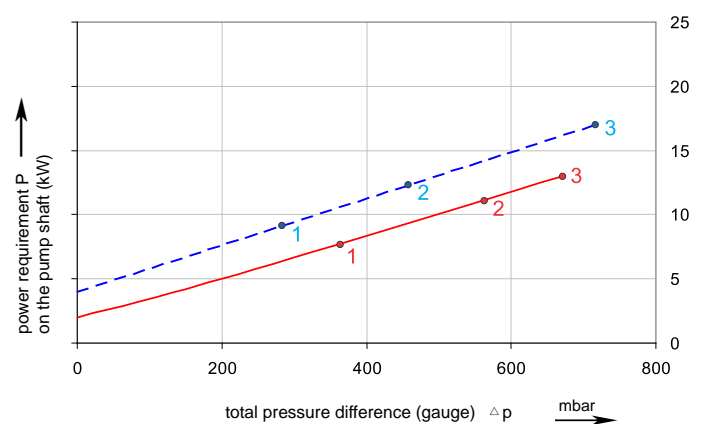
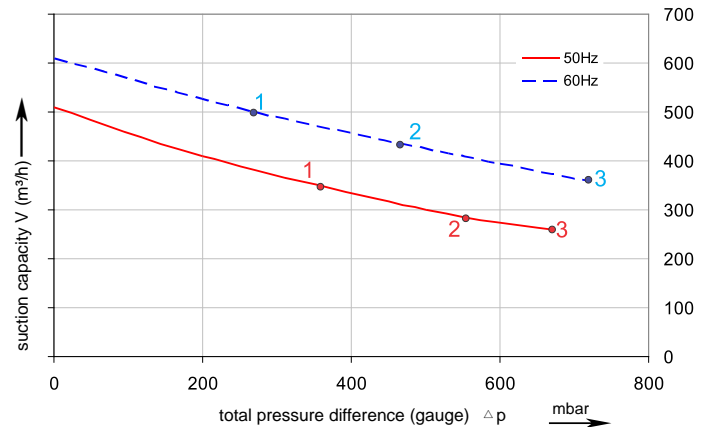
Side channel blower with IE2-motors



Performance curve for Vacuum pump



Performance curve for Compressor



The performance curves are based on air at a temperature of 15 °C and an atmospheric pressure of 1013 mbar with a tolerance of +/- 10 %.
The total pressure differences are valid for suction and ambient temperatures up to 25 °C.
For other conditions please confer with us.

Each G-BH type can be applied both as vacuum pump and compressor in continuous operation over the total stated performance curve range. The motors are available as standard for the input voltage range of 50 and 60 Hz and for protection category IP 55 as well as approved for UL and CSA.

Selection and ordering data

Type 2RB820

Curve No.	Order No.	Fre- quency	Rated power	Input voltage	Input current	Permissible total differential pressure ²⁾		Sound pressure level ³⁾	Weight ca.
		Hz	kW	V	A	Vacuum mbar	Compressor mbar	dB(A)	kg
3~ 50/60 Hz IP55 insulation material class F ,UL 1004-1									
1	2RB820-7HT27	50	7.50	350 - 450 D / 610 - 725 Y	15.1D/8.70Y	-380	350	74	169
		60	8.60	400 - 500 D / 690 - 725 Y	15.3D/8.90Y	-310	270	78	169
2	2RB820-7HT37	50	11.0	350 - 450 D / 610 - 725 Y	22.0D/12.7Y	-430	560	74	205
		60	12.6	400 - 500 D / 690 - 725 Y	22.0D/12.9Y	-460	470	78	205
3	2RB820-7HT47	50	15.0	350 - 450 D / 610 - 725 Y	30.5D/17.3Y	-460	670	74	221
		60	17.3	400 - 500 D / 690 - 725 Y	29.5D/17.0Y	-490	720	78	221

1) Relief valves available for limiting differential pressure.

2) Measuring surface sound pressure level acc. to EN ISO 3744, measured with an equivalent unit at a distance of 1 m. The pump is throttled to an average suction pressure, with piping connected, but no relief valves fitted, tolerance ±3 dB(A).

All 2RB fulfil the 2006/42/EC(machinery)and 2006/95/EC(low voltage) directives and the EN 60034-1 norm "Rotating electrical machines".

The motors comply with EN 60 034-1 / -2 /-30(IEC 60034) and thermal class F.

The voltage tolerance is +/- 5%.

The frequency tolerance is +/- 2% maximum.

Other voltage ranges						
50 Hz	50 Hz Voltage range	60 Hz Voltage range	86 Hz (5000 rpm)		2RB...-7.	<input type="checkbox"/> . <input type="checkbox"/>
3~IE2/ (EFF I)						
200 V D/345 V Y	180-240 V D /310-415 V Y	200...275 V D/345...480 V Y	-----		T	1
500 V D	450-550 V D	520...600 V D	-----		T	5
230 V D/400 V Y	200-260 V D /350-450 V Y	230...290 V D/400...500 V Y	400 V D		T	6
400 V D/690 V Y	350-450 V D /610-725 V Y	400...500 V D/690...725 V Y	-----		T	7

4) Performance can different if standard motors are used. Please refer to corresponding data sheets.



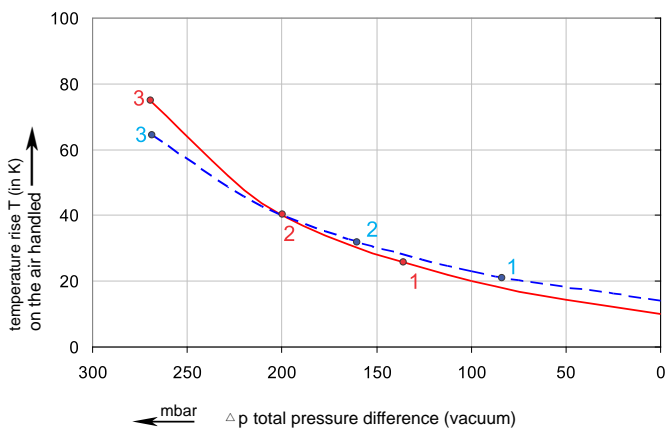
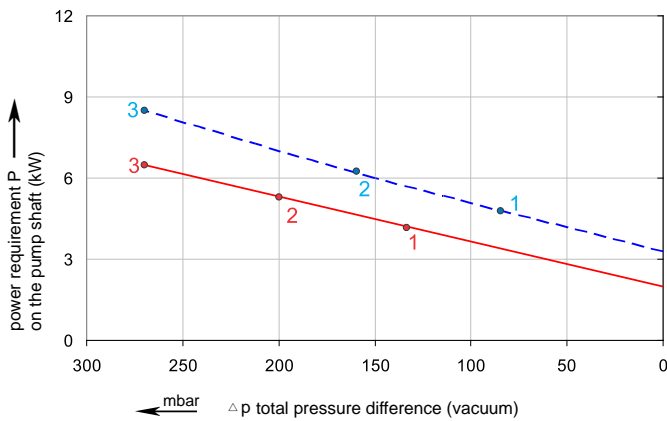
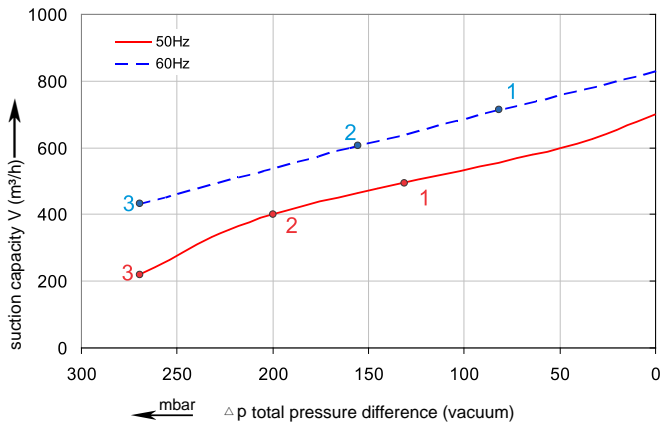
Changes in particular the quoted performance curve, datas and weights without prior notice. The figures are without obligations.

Data sheet 2RB 830

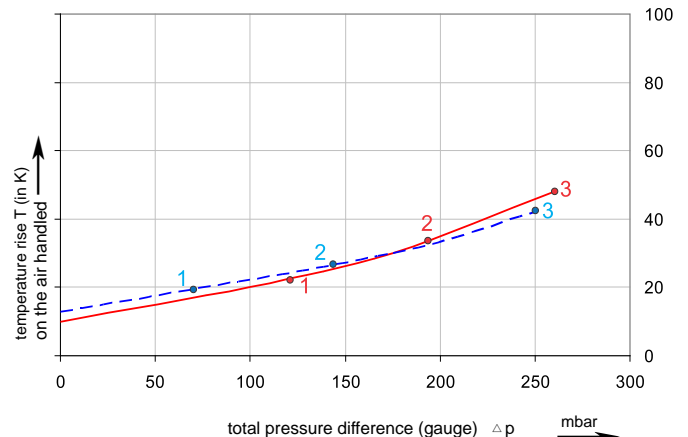
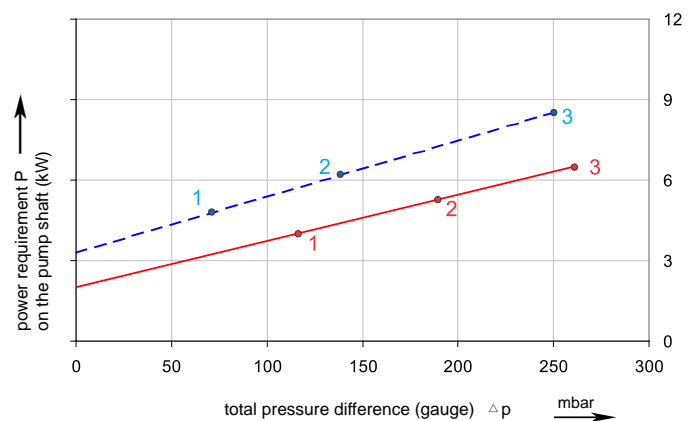
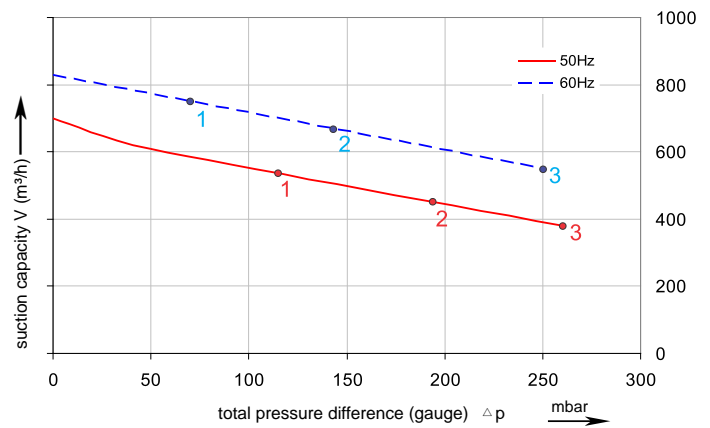
Side channel blower with IE2-motors



Performance curve for Vacuum pump



Performance curve for Compressor



The performance curves are based on air at a temperature of 15 °C and an atmospheric pressure of 1013 mbar with a tolerance of +/- 10 %.
The total pressure differences are valid for suction and ambient temperatures up to 25 °C.
For other conditions please confer with us.

Each G-BH type can be applied both as vacuum pump and compressor in continuous operation over the total stated performance curve range. The motors are available as standard for the input voltage range of 50 and 60 Hz and for protection category IP 55 as well as approved for UL and CSA.

Selection and ordering data

Type 2RB830

Curve No.	Order No.	Fre- quency	Rated power	Input voltage	Input current	Permissible total differential pressure 2)		Sound pressure level 3)	Weight ca.
		Hz	kW	V	A	Vacuum mbar	Compressor mbar	dB(A)	kg
3- 50/60 Hz IP55 isulation material class F ,UL 1004-1									
1	2RB830-7AT07	50	4.00	350 - 450 D / 610 - 725Y	8.40D/4.80Y	-130	120	70	112
		60	4.60	400 - 500D / 690 - 725Y	8.20D/4.70Y	-80	70	74	112
2	2RB830-7AT17	50	5.50	350 - 450 D / 610 - 725 Y	11.1D/6.40Y	-200	190	70	126
		60	6.30	400 - 500D / 690 - 725Y	11.0D/6.40Y	-160	140	74	126
3	2RB830-7AT27	50	7.50	350 - 450 D / 610 - 725 Y	15.1D/8.70Y	-270	260	70	128
		60	8.60	400 - 500D / 690 - 725Y	15.3D/8.90Y	-270	250	74	128

1) Relief valves available for limiting differential pressure.

2) Measuring surface sound pressure level acc. to EN ISO 3744, measured with an equivalent unit at a distance of 1 m. The pump is throttled to an average suction pressure, with piping connected, but no relief valves fitted, tolerance ± 3 dB(A).

All 2RB fulfil the 2006/42/EC(machinery)and 2006/95/EC(low voltage) directives and the EN 60034-1 norm "Rotating electrical machines".

The motors comply with EN 60 034-1 / -2 /-30(IEC 60034) and thermal class F.

The voltage tolerance is $\pm 5\%$.

The frequency tolerance is $\pm 2\%$ maximum.

Other voltage ranges						
50 Hz	50 Hz Voltage range	60 Hz Voltage range	86 Hz (5000 rpm)		2RB...-7.	<input type="checkbox"/>
3~IE2/ (EFF I)						
200 V D/345 V Y	180-240 V D /310-415 V Y	200...275 V D/345...480 V Y	-----			T 1
500VD	450-550 V D	520...600 V D	-----			T 5
230 V D/400 V Y	200-260 V D /350-450 V Y	230...290 V D/400...500 V Y	400 V D			T 6
400 V D/690 V Y	350-450 V D /610-725 V Y	400...500 V D/690...725 V Y	-----			T 7

4) Performance can different if standard motors are used.Please refer to corresponding data sheets.

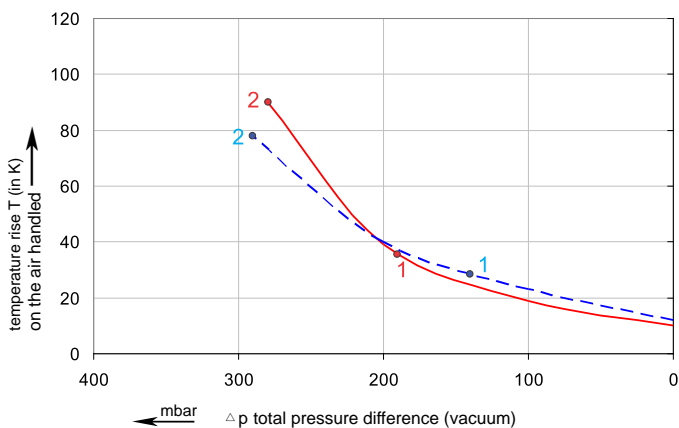
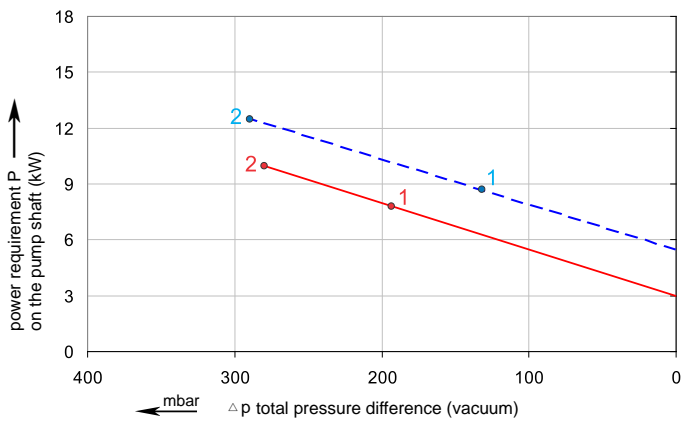
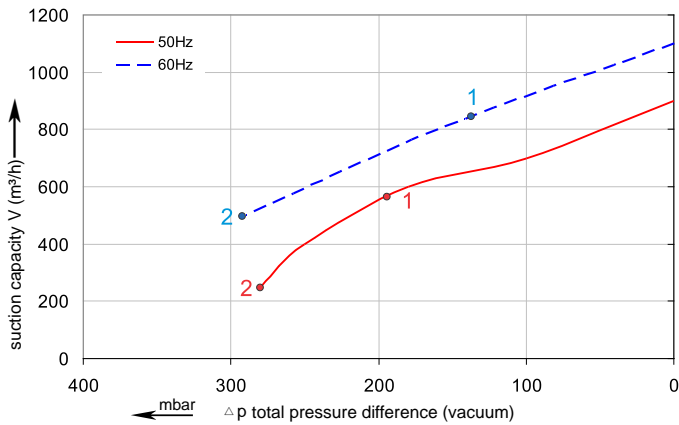


Data sheet 2RB 840

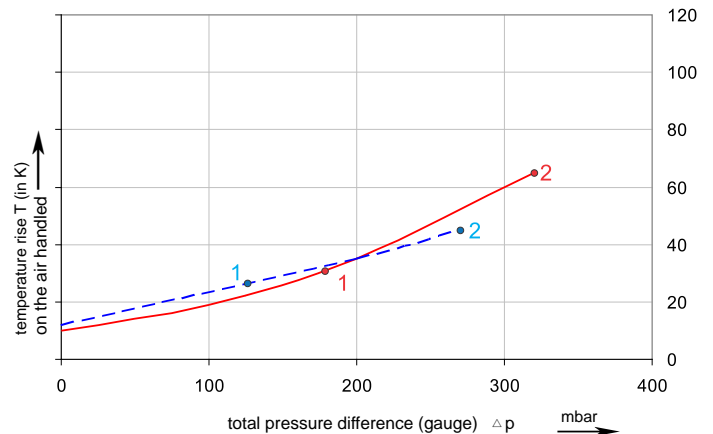
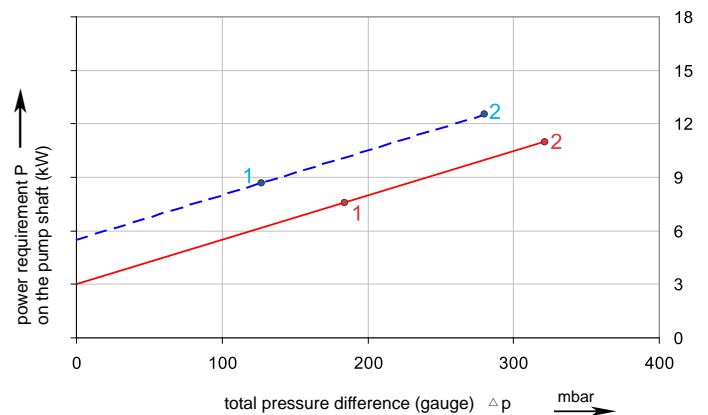
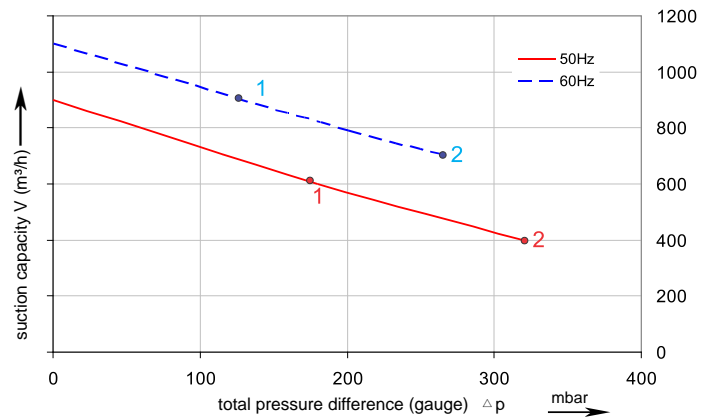
Side channel blower with IE2-motors



Performance curve for Vacuum pump



Performance curve for Compressor



The performance curves are based on air at a temperature of 15 °C and an atmospheric pressure of 1013 mbar with a tolerance of +/- 10 %.
The total pressure differences are valid for suction and ambient temperatures up to 25 °C.
For other conditions please confer with us.

Each G-BH type can be applied both as vacuum pump and compressor in continuous operation over the total stated performance curve range. The motors are available as standard for the input voltage range of 50 and 60 Hz and for protection category IP 55 as well as approved for UL and CSA.

Selection and ordering data

Type 2RB840

Curve No.	Order No.	Fre- quency	Rated power	Input voltage	Input current	Permissible total differential pressure ²⁾		Sound pressure level ³⁾	Weight ca.
		Hz	kW	V	A	Vacuum mbar	Compressor mbar	dB(A)	kg
3- 50/60 Hz IP55 isulation material class F ,UL 1004-1									
1	2RB840-7JT27	50	7.50	350 - 450 D / 610 - 725Y	15.1D/8.70Y	-190	180	74	160
		60	8.60	400 - 500D / 690 - 725Y	15.3D/8.90Y	-140	130	78	160
2	2RB840-7JT37	50	11.0	350 - 450 D / 610 - 725 Y	22.0D/12.7Y	-280	320	74	200
		60	12.6	400 - 500D / 690 - 725Y	22.0D/12.9Y	-290	270	78	200

1) Relief valves available for limiting differential pressure.

2) Measuring surface sound pressure level acc. to EN ISO 3744, measured with an equivalent unit at a distance of 1 m. The pump is throttled to an average suction pressure, with piping connected, but no relief valves fitted, tolerance ± 3 dB(A).

All 2RB fulfil the 2006/42/EC(machinery)and 2006/95/EC(low voltage) directives and the EN 60034-1 norm "Rotating electrical machines".

The motors comply with EN 60 034-1 / -2 /-30(IEC 60034) and thermal class F.

The voltage tolerance is $\pm 5\%$.

The frequency tolerance is $\pm 2\%$ maximum.

Other voltage ranges						
50 Hz	50 Hz Voltage range	60 Hz Voltage range	86 Hz (5000 rpm)		2RB...-7.	<input type="checkbox"/> . <input type="checkbox"/>
3~IE2/ (EFF I)						
200 V D/345 V Y	180-240 V D /310-415 V Y	200...275 V D/345...480 V Y	-----			T 1
500 V D	450-550 V D	520...600 V D	-----			T 5
230 V D/400 V Y	200-260 V D /350-450 V Y	230...290 V D/400...500 V Y	400 V D			T 6
400 V D/690 V Y	350-450 V D /610-725 V Y	400...500 V D/690...725 V Y	-----			T 7

4) Performance can different if standard motors are used.Please refer to corresponding data sheets.

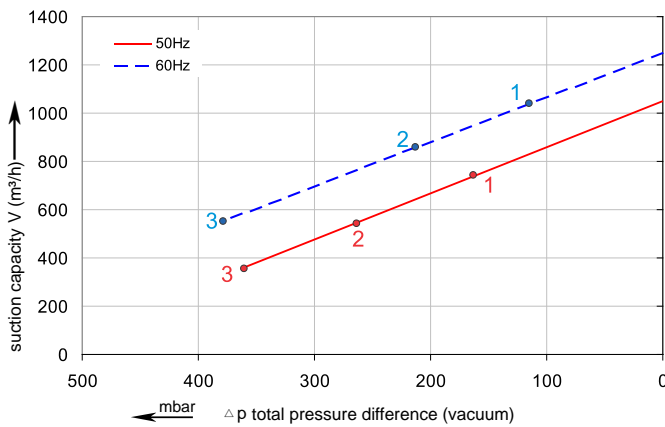


Data sheet 2RB 910

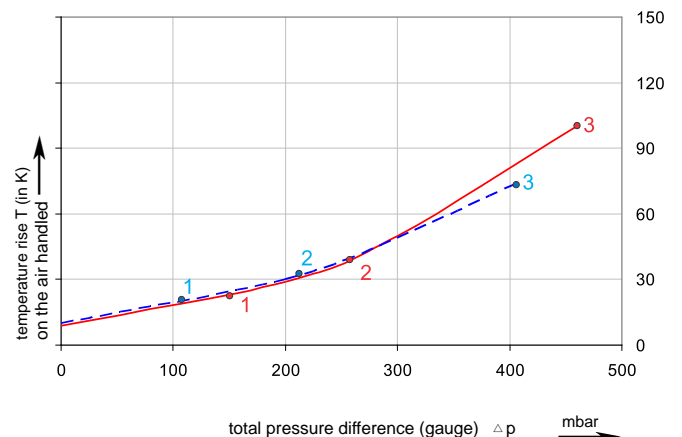
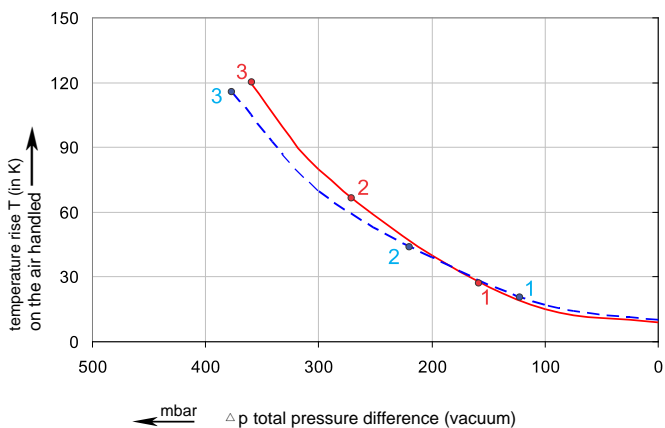
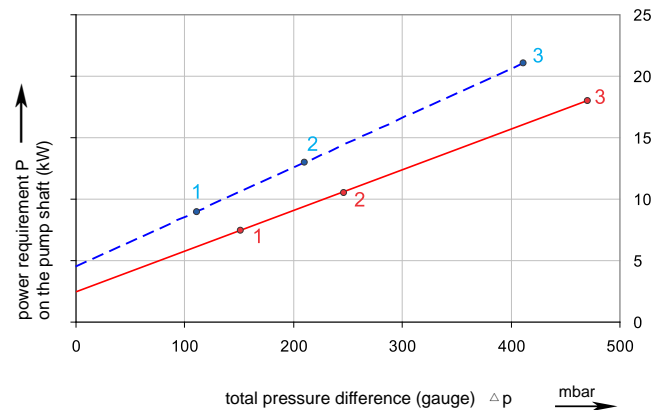
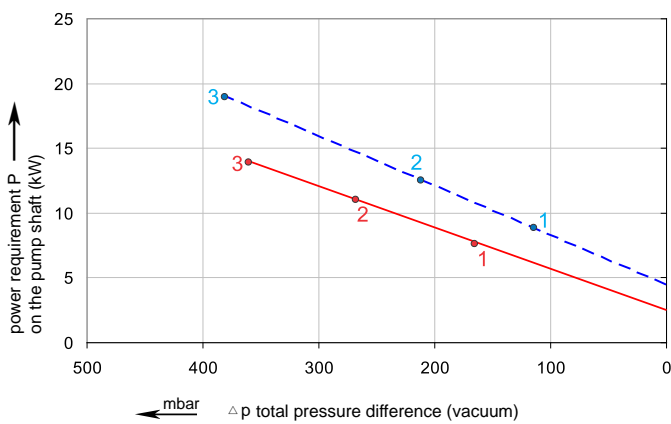
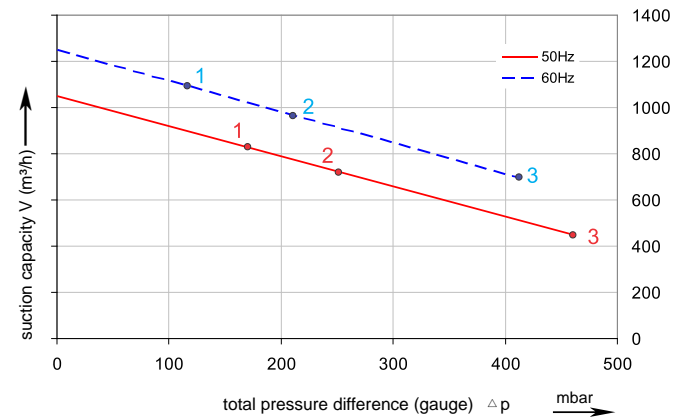
Side channel blower with IE2-motors



Performance curve for Vacuum pump



Performance curve for Compressor



The performance curves are based on air at a temperature of 15 °C and an atmospheric pressure of 1013 mbar with a tolerance of +/- 10 %.
The total pressure differences are valid for suction and ambient temperatures up to 25 °C.
For other conditions please confer with us.

Each G-BH type can be applied both as vacuum pump and compressor in continuous operation over the total stated performance curve range. The motors are available as standard for the input voltage range of 50 and 60 Hz and for protection category IP 55 as well as approved for UL and CSA.

Selection and ordering data

Type 2RB910

Curve No.	Order No.	Fre- quency	Rated power	Input voltage	Input current	Permissible total differential pressure ²⁾		Sound pressure level ³⁾	Weight ca.
		Hz	kW	V	A	Vacuum mbar	Compressor mbar	dB(A)	kg
3- 50/60 Hz IP55 isulation material class F ,UL 1004-1									
1	2RB910-7AT07	50	7.50	350 - 450 D / 610 - 725Y	15.1D/8.70Y	-160	150	74	172
		60	8.60	400 - 500D / 690 - 725Y	15.1D/8.80Y	-120	110	79	172
2	2RB910-7AT17	50	11.0	350 - 450 D / 610 - 725 Y	22.0D/12.7Y	-270	250	74	191
		60	12.6	400 - 500D / 690 - 725Y	22.0D/12.9Y	-220	210	79	191
3	2RB910-7AT37	50	18.5	350 - 450 D / 610 - 725 Y	37.0D/21.0Y	-360	460	74	204
		60	21.3	400 - 500D / 690 - 725Y	36.5D/21.0Y	-380	410	79	204

1) Relief valves available for limiting differential pressure.

2) Measuring surface sound pressure level acc. to EN ISO 3744, measured with an equivalent unit at a distance of 1 m. The pump is throttled to an average suction pressure, with piping connected, but no relief valves fitted, tolerance ± 3 dB(A).

All 2RB fulfil the 2006/42/EC(machinery)and 2006/95/EC(low voltage) directives and the EN 60034-1 norm "Rotating electrical machines".

The motors comply with EN 60 034-1 / -2 /-30(IEC 60034) and thermal class F.

The voltage tolerance is +/- 5%.

The frequency tolerance is +/- 2% maximum.

Other voltage ranges

50 Hz	50 Hz Voltage range	60 Hz Voltage range	72 Hz (5000 rpm)	2RB...-7.	
3~IE2/ (EFF)					
200 V D/345 V Y	180-240 V D /310-415 V Y	200...275 V D/345...480 V Y	-----		T 1
500 V D	450-550 V D	520...600 V D	-----		T 5
230 V D/400 V Y	200-260 V D /350-450 V Y	230...290 V D/400...500 V Y	330 V D		T 6
400 V D/690 V Y	350-450 V D /610-725 V Y	400...500 V D/690...725 V Y	-----		T 7

4) Performance can different if standard motors are used. Please refer to corresponding data sheets.



Changes in particular the quoted performance curve, datas and weights without prior notice. The figures are without obligations.

DYNAPUMPS

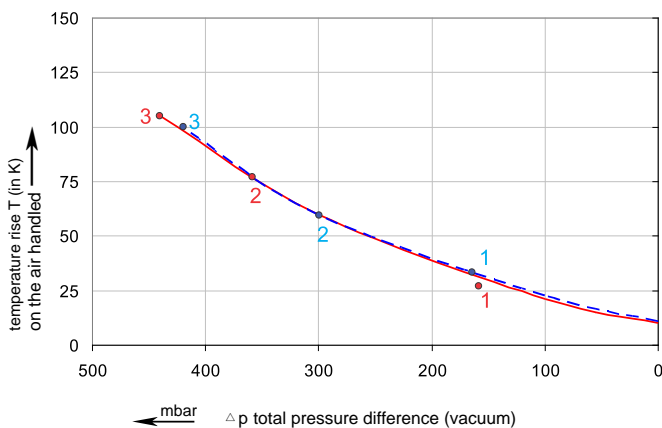
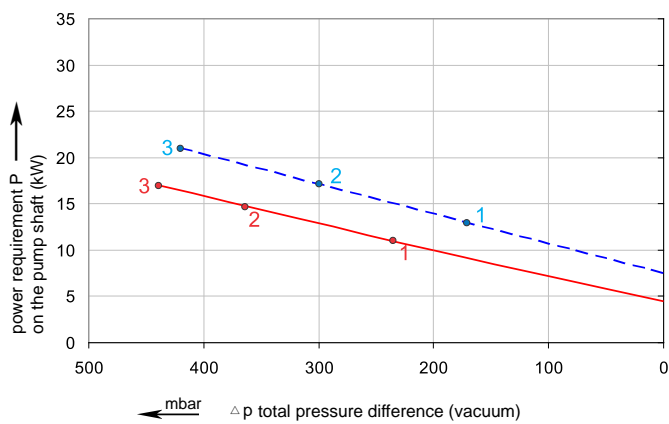
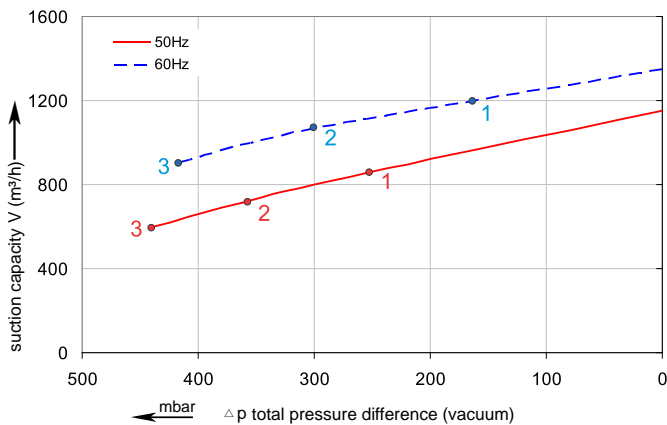
DYNAPUMPS Sydney-Melbourne-Brisbane-Perth
Phone: 1300 788 579
E-mail:sales@dynapumps.com.au

Data sheet 2RB 920

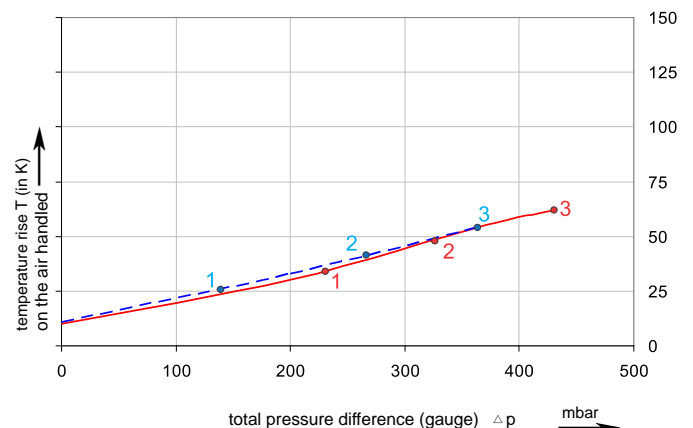
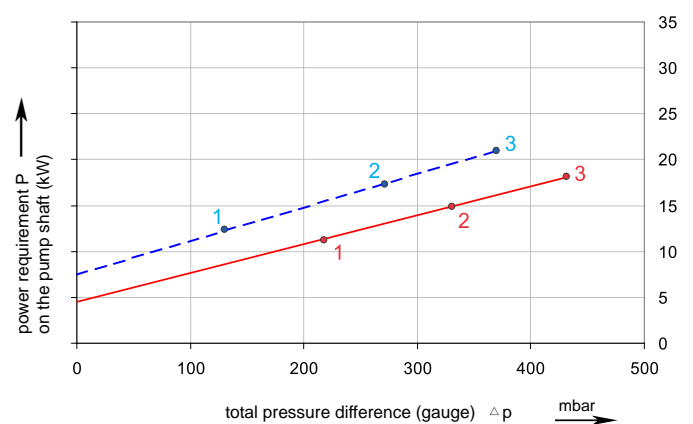
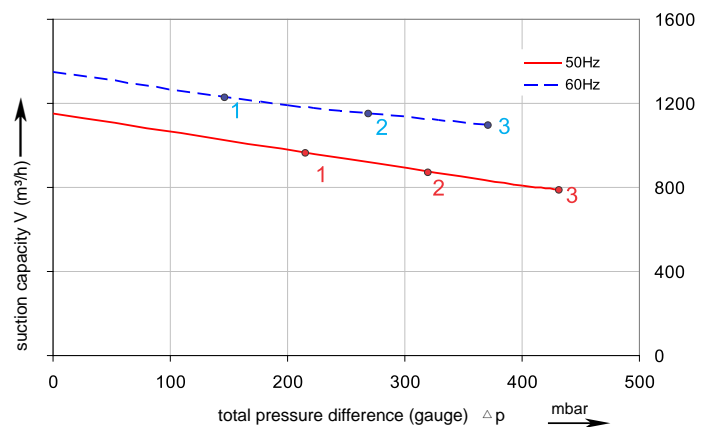
Side channel blower with IE2-motors



Performance curve for Vacuum pump



Performance curve for Compressor



The performance curves are based on air at a temperature of 15 °C and an atmospheric pressure of 1013 mbar with a tolerance of +/- 10 %.
The total pressure differences are valid for suction and ambient temperatures up to 25 °C.
For other conditions please confer with us.

Each G-BH type can be applied both as vacuum pump and compressor in continuous operation over the total stated performance curve range. The motors are available as standard for the input voltage range of 50 and 60 Hz and for protection category IP 55 as well as approved for UL and CSA.

Selection and ordering data

Type 2RB920

Curve No.	Order No.	Fre- quency	Rated power	Input voltage	Input current	Permissible total differential pressure 2)		Sound pressure level 3)	Weight ca.
		Hz	kW	V	A	Vacuum mbar	Compressor mbar	dB(A)	kg
3- 50/60 Hz IP55 isolation material class F, UL 1004-1									
1	2RB920-7HT17	50	11.0	350 - 450 D / 610 - 725Y	22.0D/12.7Y	-240	220	74	265
		60	12.6	400 - 500D / 690 - 725Y	22.0D/12.9Y	-160	140	84	265
2	2RB920-7HT27	50	15.0	350 - 450 D / 610 - 725 Y	30.5D/17.3Y	-360	330	74	278
		60	17.3	400 - 500D / 690 - 725Y	29.5D/17.0Y	-300	260	84	278
3	2RB920-7HT37	50	18.5	350 - 450 D / 610 - 725 Y	37.0D/21.0Y	-440	430	74	295
		60	21.3	400 - 500D / 690 - 725Y	36.5D/21.0Y	-420	370	84	295

1) Relief valves available for limiting differential pressure.

2) Measuring surface sound pressure level acc. to EN ISO 3744, measured with an equivalent unit at a distance of 1 m. The pump is throttled to an average suction pressure, with piping connected, but no relief valves fitted, tolerance ± 3 dB(A).

All 2RB fulfil the 2006/42/EC(machinery)and 2006/95/EC(low voltage) directives and the EN 60034-1 norm "Rotating electrical machines".

The motors comply with EN 60 034-1 / -2 /-30(IEC 60034) and thermal class F.

The voltage tolerance is +/- 5%.

The frequency tolerance is +/- 2% maximum.

Other voltage ranges					
50 Hz	50 Hz Voltage range	60 Hz Voltage range	72 Hz (5000 rpm)		2RB...-7. □ . □
3~IE2/ (EFF 1)					
200 V D/345 V Y	180-240 V D /310-415 V Y	200...275 V D/345...480 V Y	-----		T 1
500 V D	450-550 V D	520...600 V D	-----		T 5
230 V D/400 V Y	200-260 V D /350-450 V Y	230...290 V D/400...500 V Y	330 V D		T 6
400 V D/690 V Y	350-450 V D /610-725 V Y	400...500 V D/690...725 V Y	-----		T 7

4) Performance can differ if standard motors are used. Please refer to corresponding data sheets.



Changes in particular the quoted performance curve, datas and weights without prior notice. The figures are without obligations.

DYNAPUMPS

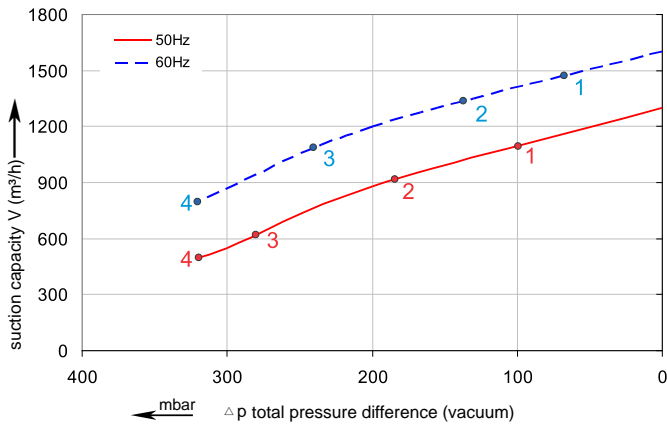
DYNAPUMPS Sydney-Melbourne-Brisbane-Perth
Phone: 1300 788 579
E-mail:sales@dynapumps.com.au

Data sheet 2RB 930

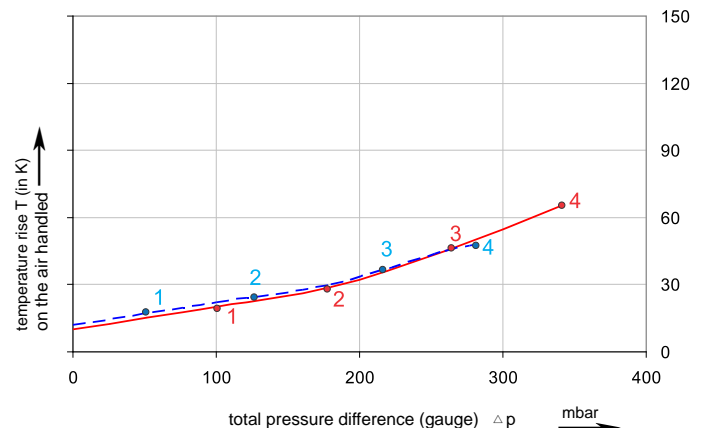
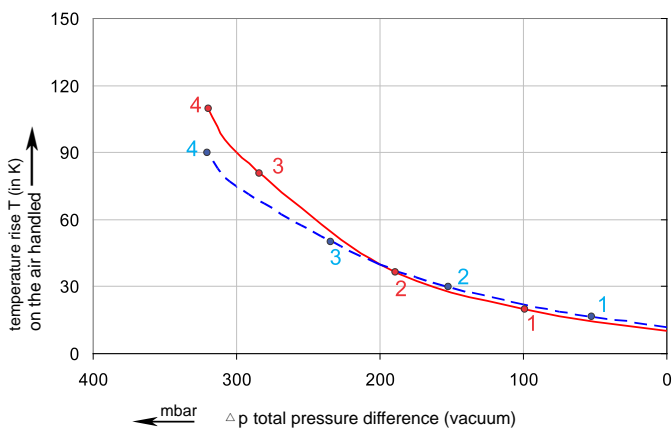
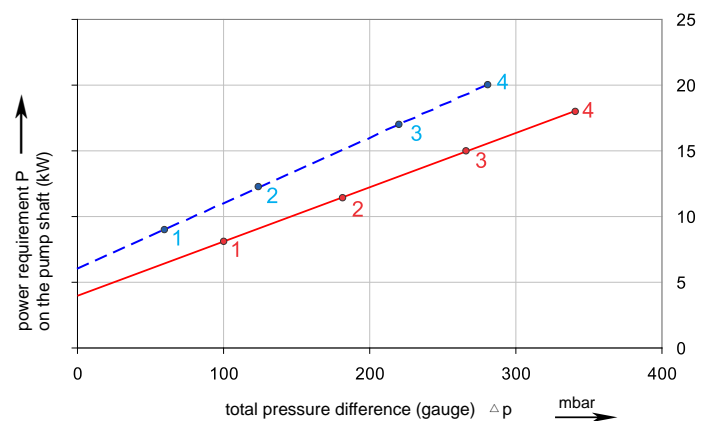
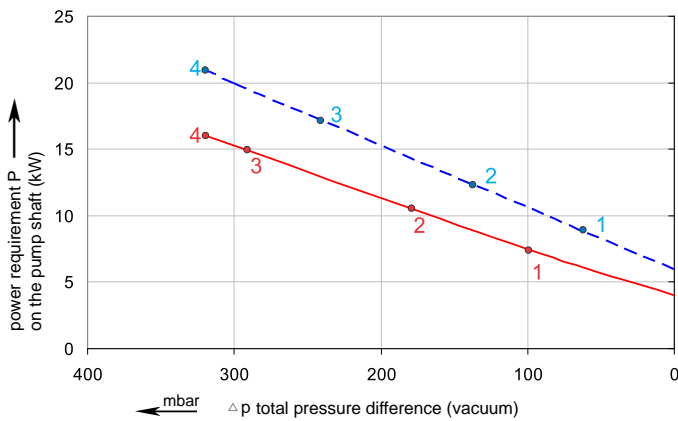
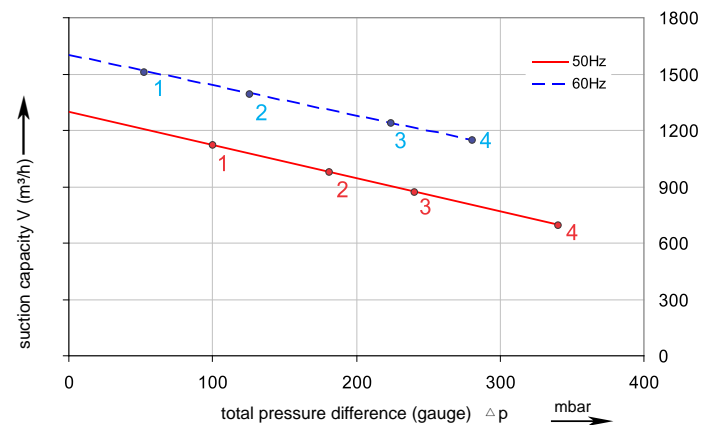
Side channel blower with IE2-motors



Performance curve for Vacuum pump



Performance curve for Compressor



The performance curves are based on air at a temperature of 15 °C and an atmospheric pressure of 1013 mbar with a tolerance of +/- 10%. The total pressure differences are valid for suction and ambient temperatures up to 25 °C. For other conditions please confer with us.

Each G-BH type can be applied both as vacuum pump and compressor in continuous operation over the total stated performance curve range. The motors are available as standard for the input voltage range of 50 and 60 Hz and for protection category IP 55 as well as approved for UL and CSA.

Selection and ordering data

Type 2RB930

Curve No.	Order No.	Frequency	Rated power	Input voltage	Input current	Permissible total differential pressure ²⁾		Sound pressure level ³⁾	Weight ca.
						Vacuum mbar	Compressor mbar		
		Hz	kW	V	A			dB(A)	kg
3- 50/60 Hz IP55 insulation material class F ,UL 1004-1									
1	2RB930-7AT07	50	7.50	350 - 450 D / 610 - 725Y	15.0D/8.70Y	-100	100	75	174
		60	8.60	400 - 500D / 690 - 725Y	15.1D/8.80Y	-50	50	80	174
2	2RB930-7AT17	50	11.0	350 - 450 D / 610 - 725 Y	22.0D/12.7Y	-180	180	75	193
		60	12.6	400 - 500D / 690 - 725Y	22.0D/12.9Y	-140	130	80	193
3	2RB930-7AT27	50	15.0	350 - 450 D / 610 - 725 Y	30.5D/17.3Y	-280	260	75	207
		60	17.3	400 - 500D / 690 - 725Y	29.5D/17.0Y	-240	220	80	207
4	2RB930-7AT37	50	18.5	350 - 450 D / 610 - 725 Y	37.0D/21.0Y	-320	340	75	206
		60	21.3	400 - 500D / 690 - 725Y	36.5D/21.0Y	-320	300	80	206

1) Relief valves available for limiting differential pressure.

2) Measuring surface sound pressure level acc. to EN ISO 3744, measured with an equivalent unit at a distance of 1 m. The pump is throttled to an average suction pressure, with piping connected, but no relief valves fitted, tolerance ± 3 dB(A).

All 2RB fulfil the 2006/42/EC(machinery)and 2006/95/EC(low voltage) directives and the EN 60034-1 norm "Rotating electrical machines".

The motors comply with EN 60 034-1 / -2 /-30(IEC 60034) and thermal class F.

The voltage tolerance is +/- 5%.

The frequency tolerance is +/- 2% maximum.

Other voltage ranges						
50 Hz	50 Hz Voltage range	60 Hz Voltage range	72 Hz (5000 rpm)		2RB...-7.	<input type="checkbox"/>
3~IE2/ (EFF I)						
200 V D/345 V Y	180-240 V D /310-415 V Y	200...275 V D/345...480 V Y	-----			T 1
500 V D	450-550 V D	520...600 V D	-----			T 5
230 V D/400 V Y	200-260 V D /350-450 V Y	230...290 V D/400...500 V Y	330 V D			T 6
400 V D/690 V Y	350-450 V D /610-725 V Y	400...500 V D/690...725 V Y	-----			T 7

4) Performance can different if standard motors are used.Please refer to corresponding data sheets.

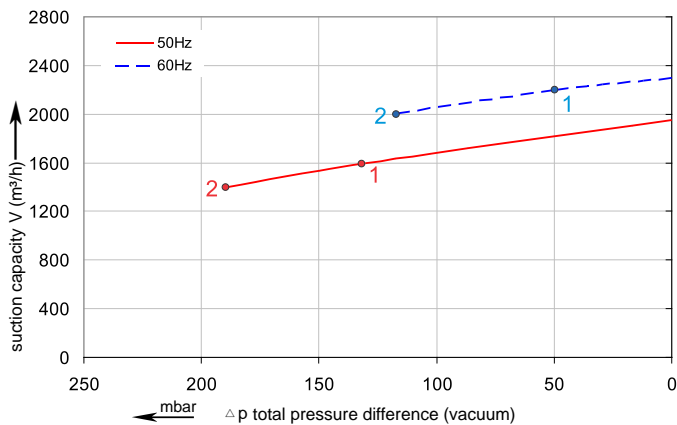


Data sheet 2RB 940

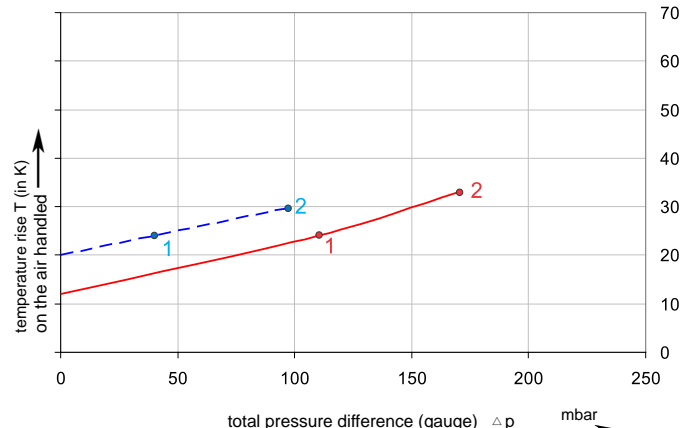
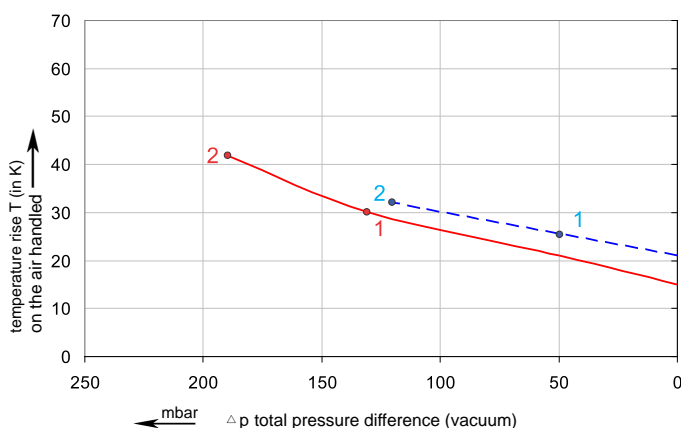
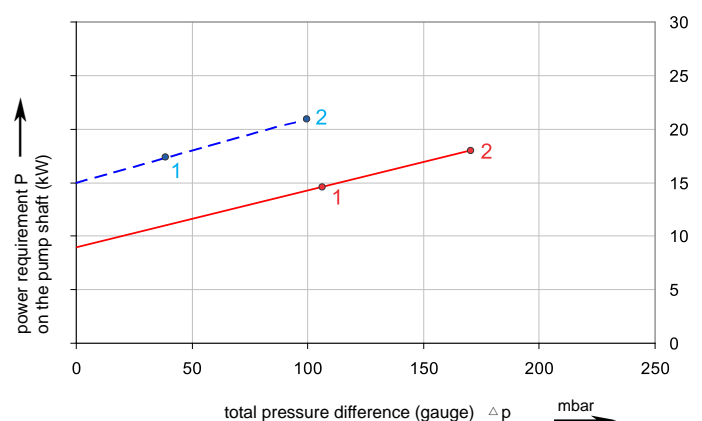
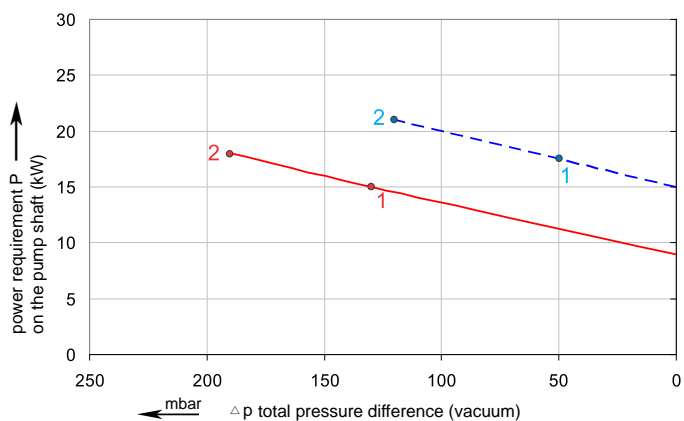
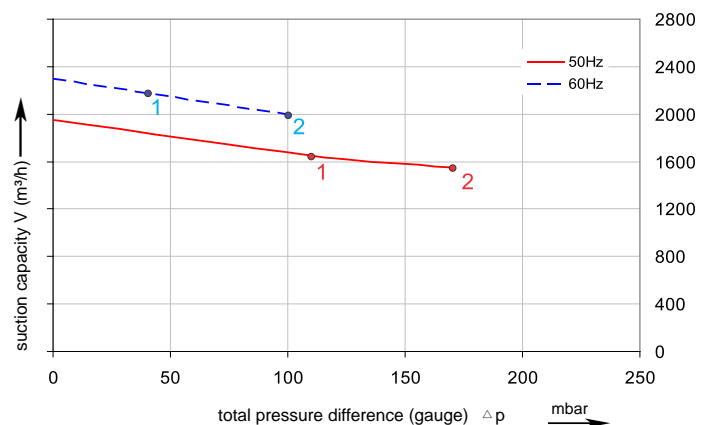
Side channel blower with IE2-motors



Performance curve for Vacuum pump



Performance curve for Compressor



The performance curves are based on air at a temperature of 15 °C and an atmospheric pressure of 1013 mbar with a tolerance of +/- 10 %. The total pressure differences are valid for suction and ambient temperatures up to 25 °C. For other conditions please confer with us.

Each G-BH type can be applied both as vacuum pump and compressor in continuous operation over the total stated performance curve range. The motors are available as standard for the input voltage range of 50 and 60 Hz and for protection category IP 55 as well as approved for UL and CSA.

Selection and ordering data

Type 2RB940

Curve No.	Order No.	Fre- quency	Rated power	Input voltage	Input current	Permissible total differential pressure ²⁾		Sound pressure level ³⁾	Weight ca.
		Hz	kW	V	A	Vacuum mbar	Compressor mbar	dB(A)	kg
3- 50/60 Hz IP55 isulation material class F ,UL 1004-1									
1	2RB940-7BT27	50	15.0	350 - 450 D / 610 - 725Y	30.5D/17.3Y	-130	110	75	220
		60	17.3	400 - 500D / 690 - 725Y	29.5D/17.0Y	-50	40	84	220
2	2RB940-7BT37	50	18.5	350 - 450 D / 610 - 725 Y	37.0D/21.0Y	-190	170	75	250
		60	21.3	400 - 500D / 690 - 725Y	36.5D/21.0Y	-120	100	84	250

1) Relief valves available for limiting differential pressure.

2) Measuring surface sound pressure level acc. to EN ISO 3744, measured with an equivalent unit at a distance of 1 m. The pump is throttled to an average suction pressure, with piping connected, but no relief valves fitted, tolerance ± 3 dB(A).

All 2RB fulfil the 2006/42/EC(machinery)and 2006/95/EC(low voltage) directives and the EN 60034-1 norm "Rotating electrical machines".

The motors comply with EN 60 034-1 / -2 /-30(IEC 60034) and thermal class F.

The voltage tolerance is $\pm 5\%$.

The frequency tolerance is $\pm 2\%$ maximum.

Other voltage ranges						
50 Hz	50 Hz Voltage range	60 Hz Voltage range	86 Hz (5000 rpm)		2RB...-7.	<input type="checkbox"/> . <input type="checkbox"/>
3~IE2/ (EFF I)						
200 V D/345 V Y	180-240 V D /310-415 V Y	200...275 V D/345...480 V Y	-----			T 1
500 V D	450-550 V D	520...600 V D	-----			T 5
230 V D/400 V Y	200-260 V D /350-450 V Y	230...290 V D/400...500 V Y	330 V D			T 6
400 V D/690 V Y	350-450 V D /610-725 V Y	400...500 V D/690...725 V Y	-----			T 7

4) Performance can different if standard motors are used.Please refer to corresponding data sheets.

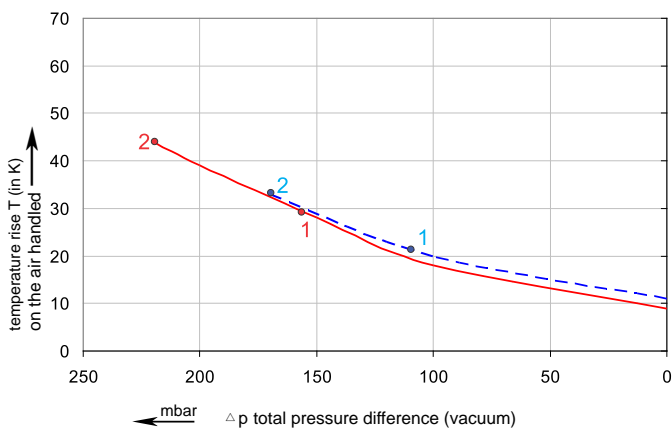
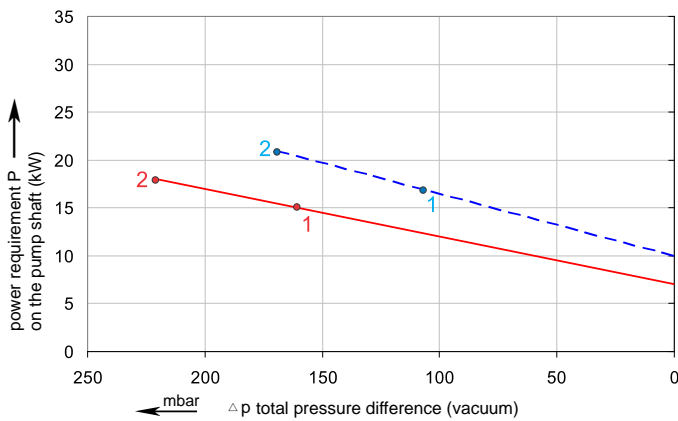
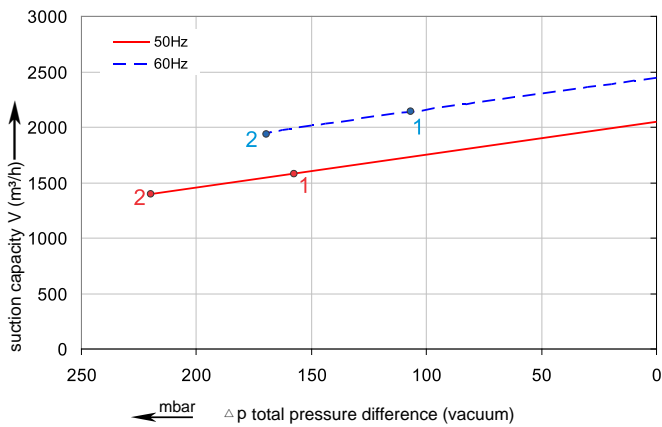


Data sheet 2RB 943

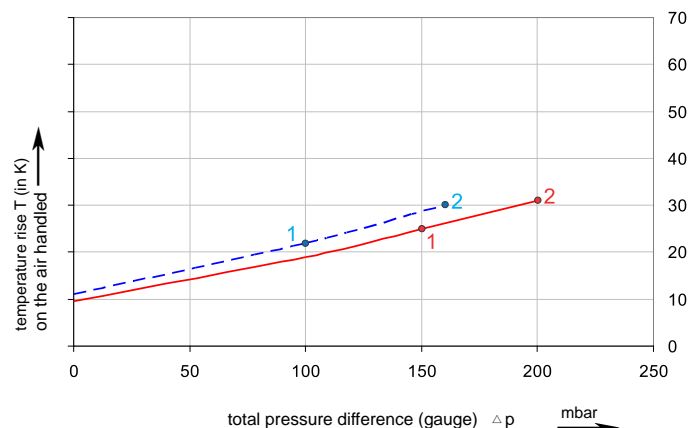
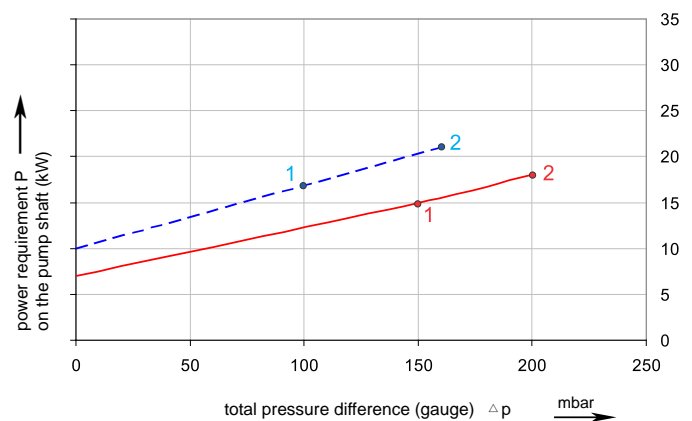
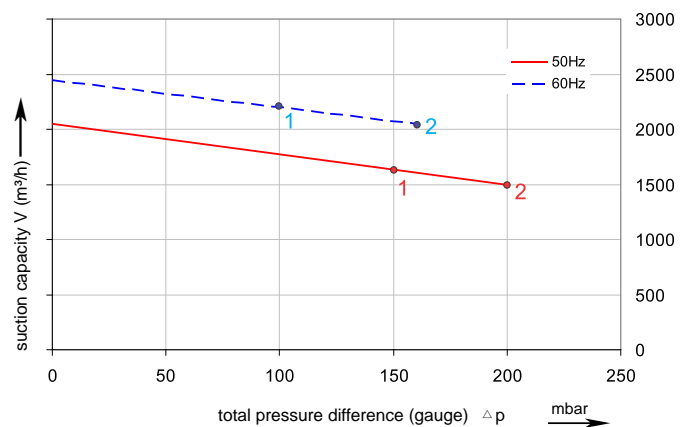
Side channel blower with IE2-motors



Performance curve for Vacuum pump



Performance curve for Compressor



The performance curves are based on air at a temperature of 15 °C and an atmospheric pressure of 1013 mbar with a tolerance of +/- 10 %. The total pressure differences are valid for suction and ambient temperatures up to 25 °C. For other conditions please confer with us.

Each G-BH type can be applied both as vacuum pump and compressor in continuous operation over the total stated performance curve range. The motors are available as standard for the input voltage range of 50 and 60 Hz and for protection category IP 55 as well as approved for UL and CSA.

Selection and ordering data

Type 2RB943

Curve No.	Order No.	Fre- quency	Rated power	Input voltage	Input current	Permissible total differential pressure ²⁾		Sound pressure level ³⁾	Weight ca.
		Hz	kW	V	A	Vacuum mbar	Compressor mbar	dB(A)	kg
3- 50/60 Hz IP55 isulation material class F ,UL 1004-1									
1	2RB943-7GT27	50	15.0	350 - 450 D / 610 - 725Y	30.5D/17.3Y	-160	150	75	270
		60	17.3	400 - 500D / 690 - 725Y	29.5D/17.0Y	-110	100	84	270
2	2RB943-7GT37	50	18.5	350 - 450 D / 610 - 725 Y	37.0D/21.0Y	-220	200	75	300
		60	21.3	400 - 500D / 690 - 725Y	36.5D/21.0Y	-170	160	84	300

1) Relief valves available for limiting differential pressure.

2) Measuring surface sound pressure level acc. to EN ISO 3744, measured with an equivalent unit at a distance of 1 m. The pump is throttled to an average suction pressure, with piping connected, but no relief valves fitted, tolerance ± 3 dB(A).

All 2RB fulfil the 2006/42/EC(machinery)and 2006/95/EC(low voltage) directives and the EN 60034-1 norm "Rotating electrical machines".

The motors comply with EN 60 034-1 / -2 /-30(IEC 60034) and thermal class F.

The voltage tolerance is $\pm 5\%$.

The frequency tolerance is $\pm 2\%$ maximum.

Other voltage ranges									
50 Hz	50 Hz Voltage range		60 Hz Voltage range		72 Hz (5000 rpm)	2RB...-7.			
3~IE2/ (EFF I)									
200 V D/345 V Y	180-240 V D /310-415 V Y		200...275 V D/345...480 V Y		-----			T	1
500 V D	450-550 V D		520...600 V D		-----			T	5
230 V D/400 V Y	200-260 V D /350-450 V Y		230...290 V D/400...500 V Y		330 V D			T	6
400 V D/690 V Y	350-450 V D /610-725 V Y		400...500 V D/690...725 V Y		-----			T	7

4) Performance can different if standard motors are used.Please refer to corresponding data sheets.

